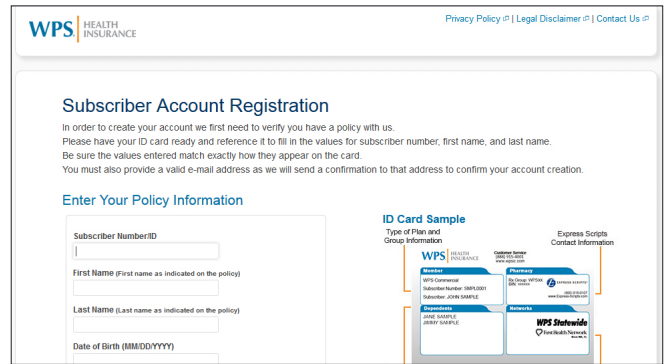


SELF-SERVICE FUNCTIONALITY MAKES MANAGING YOUR ONLINE MEMBER ACCOUNT EASIER

Streamlined, intuitive navigation and increased flexibility are just some of the advantages of your online member account. But keep reading, there's more!

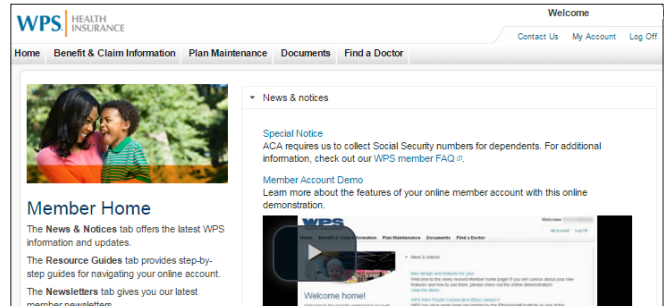
HOW TO REGISTER AND ACCESS YOUR INFORMATION

Registering your account is quick and easy! Just go to www.wpsic.com, click on the **Members** tab, click the **Register Now** button and follow the link to register. Using your ID card, simply fill in your information, create a username and password, and you'll have access to all of your plan-specific documents and information!



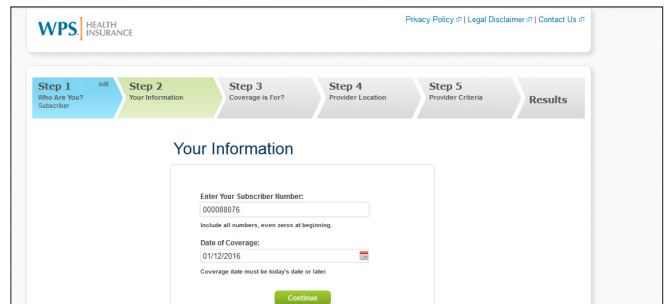
HOW TO NAVIGATE THE SITE

The online member account offers access to everything you need, all in one place. This allows for more flexibility and control in managing your personal account information. Clearly labeled tabs take you straight to what matters to you most, whether it is your policy, billing information, claims status, EOBs or other important documents!



HOW TO FIND A DOCTOR

At the top of the member homepage, click the 'Find a Doctor' button. You'll be whisked to a page that allows you to enter your information and search criteria. Once this information is entered, you'll see immediate results for in-network health care providers!



Questions? Call Member Services at 1-800-223-6882, Monday through Thursday, 7 a.m. to 5 p.m., and Friday, 8 a.m. to 4:30 p.m., CT.