

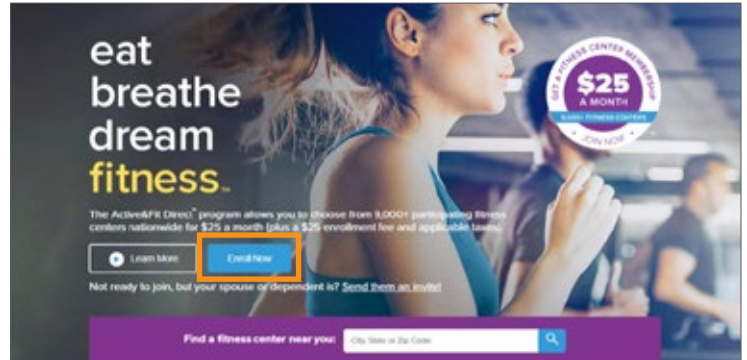
How to Enroll in the Active&Fit Direct™ Program



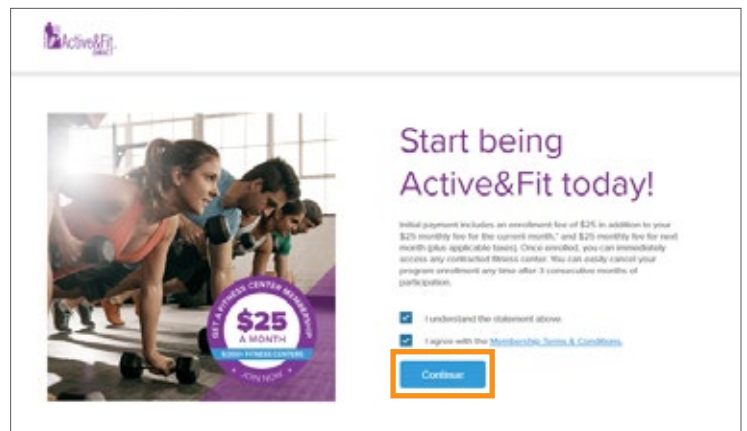
Go to arisehealthplan.com and log into your Member account. Then, select the Active&Fit Direct™ link.

On the Active&Fit Direct page, you can check out fitness centers in your area using the search field.

When you're ready to enroll, click the blue **Enroll Now** button.



Read the statement as well as the terms and conditions, then check the boxes indicating you understand and agree. Then, click **Continue**.



Complete the required information to create your account. Check the box to agree with the terms and conditions. Then, click **Continue**.



Fill out the payment information and then click **Pay** to make your initial payment.

Payment

Billing Address

First Name* Last Name*

Address Line 1* Address Line 2*

City* State* Zip*

Payment Information

Card Number*

Expiration Month* Expiration Year* CVV*

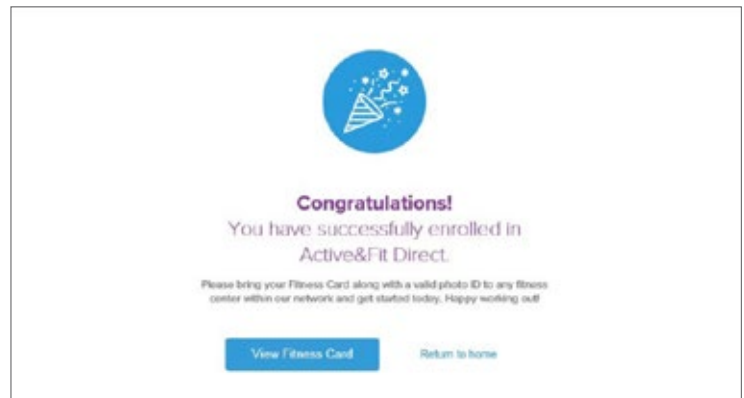
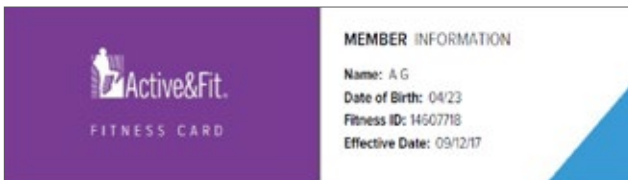
Active&Fit Direct

Setup Fee	\$ 50.00
21 Months Fee	\$ 0.00
Next Month's Fee	\$ 25.00
Tax	Calculate
Estimated Total	\$ 75.00

Note: You can only cancel your program enrollment any time after 3 consecutive months of participation.

[Pay](#)

After you've paid, you're all set up and ready to use Active&Fit Direct at a fitness center near you!



After your account is set up, you'll be welcomed back every time you sign in to your online account.



If you have questions on how to sign up, call the Customer Service number listed on your Arise ID card for assistance.

