

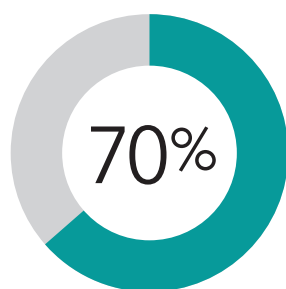
Genworth 2015 Cost of Care Survey

Home Care Providers, Adult Day Health Care Facilities,
Assisted Living Facilities and Nursing Homes



Long term care plans start with the Genworth 2015 Cost of Care Survey

The Genworth Cost of Care Survey has been the foundation for long term care planning since 2004. Knowing the costs of different types of care – whether the care is provided at home or in a facility – can help you plan for these expenses. The 2015 survey, conducted by CareScout,[®] is the most comprehensive of its kind, covering 440 regions across the U.S. and based on data collected from more than 47,000 provider survey outreaches.



How important is it?

At least 70% of people over the age of 65 will require some form of long term care services and support during their lives.**

This depth of detail can help you make more localized, personalized estimates of what long term care may cost you.

For more than 40 years, Genworth has been a leading provider of long term care insurance.* Just as important, we have an ongoing commitment to educating consumers, financial professionals, policymakers and others on the importance of planning for long term care.

An advance plan is essential to managing the impacts of long term care. The cost data in this survey report is a great starting point because it could help you understand whether you might need to pursue alternative funding sources for potential care.

Take the first step and start thinking about what your long term care plan will look like.

* Long term care insurance is underwritten by Genworth Life Insurance Company and in New York by Genworth Life Insurance Company of New York. Administrative Office: Richmond, VA

** 2015 *Medicare & You*, National Medicare Handbook, Centers for Medicare & Medicaid Services, September 2014



Contents

Understanding Long Term Care

Summary of 2015 Survey Findings	4
Paying for Long Term Care Services	6
The True Impact of Long Term Care	8
Start the Planning Process	9

Cost of Care Maps

Homemaker Services	12
Home Health Aide Services	13
Adult Day Health Care	14
Assisted Living Facility (One Bedroom - Single Occupancy)	15
Nursing Home (Semi-Private Room)	16
Nursing Home (Private Room)	17

National and State Cost of Care Tables

Homemaker Services	
Home Health Aide Services	
Adult Day Health Care	
Assisted Living Facility (One Bedroom - Single Occupancy)	
Nursing Home (Semi-Private Room)	
Nursing Home (Private Room)	
Data Table End Notes	71

Appendix

Region Definitions (Counties)	72
Methodology	85

Summary of 2015 Survey Findings

Over the past 12 years, Genworth has uncovered several trends in the long term care services landscape. Not surprisingly, the cost of all types of care has steadily risen over the years – from homemaker services to nursing home care. However, the cost of care provided in people’s homes has not risen by the same degree as care provided in facilities. Genworth’s experience shows that the majority of claims begin in the home. Plus, our research shows that being able to stay at home is very important for most people thinking about buying long term care insurance.* In other words, this gradual increase in cost for home care is good news for many consumers.

Long term care can be provided in a variety of settings. A licensed health care practitioner, such as a physician, registered nurse or social worker, can determine a plan of care that could include the following:

HOME	Homemaker Services: Service providing help with household tasks that cannot be managed alone. Homemaker services includes “hands-off” care such as cooking, cleaning and running errands.	NATIONAL MEDIAN HOURLY RATE \$20	INCREASE OVER 2014 2.63%	FIVE-YEAR ANNUAL GROWTH¹ 1.61%
	Home Health Aide Services: Home health aides offer services to people who need more extensive care. It is “hands-on” personal care, but not medical care. This is the rate charged by a non-Medicare certified, licensed agency.	NATIONAL MEDIAN HOURLY RATE \$20	INCREASE OVER 2014 1.27%	FIVE-YEAR ANNUAL GROWTH¹ 1.03%
COMMUNITY	Adult Day Health Care (ADC): Provides social and support services in a community-based, protective setting. Various models are designed to offer socialization, supervision and structured activities. Some programs may provide personal care, transportation, medical management and meals.	NATIONAL MEDIAN DAILY RATE \$69	INCREASE OVER 2014 5.94%	FIVE-YEAR ANNUAL GROWTH¹ 2.79%

* Genworth LTCi Purchaser Study, 2012



Assisted Living Facility (ALF): Residential arrangements providing personal care and health services. The level of care may not be as extensive as that of a nursing home. Assisted living is often an alternative to a nursing home, or an intermediate level of long term care.

NATIONAL
MEDIAN
MONTHLY RATE
\$3,600

INCREASE
OVER
2014
2.86%

FIVE-YEAR
ANNUAL
GROWTH¹
2.48%

Nursing Home Care: These facilities often provide a higher level of supervision and care than Assisted Living Facilities. They offer residents personal care assistance, room and board, supervision, medication, therapies and rehabilitation, and on-site nursing care 24 hours a day.

Semi-Private Room

NATIONAL
MEDIAN
DAILY RATE
\$220

INCREASE
OVER
2014
3.77%

FIVE-YEAR
ANNUAL
GROWTH¹
3.53%

Private Room

NATIONAL
MEDIAN
DAILY RATE
\$250

INCREASE
OVER
2014
4.17%

FIVE-YEAR
ANNUAL
GROWTH¹
3.95%

¹Percentage increase represents the compound annual growth rate for surveys conducted from 2010 to 2015.

Paying for Long Term Care Services

Generally speaking, there are four ways to obtain long term care services. You can pay for services on your own (self-fund), rely on family and friends for help, work with Medicare/Medicaid, or use long term care insurance. Keep in mind that you may combine more than one of these solutions to help cover your long term care costs.



Self-Funding

If you have a pool of money set aside for retirement expenses, it could be a source of funds for long term care costs. Or if a loved one needs long term care, your income may be adequate to cover their expenses.



Family and Friends

You may also plan to rely on family or friends. This can be a great solution for families committed to providing care, but it can be physically and emotionally demanding.



Medicare/Medicaid

Medicare and Medicaid may contribute toward long term care expenses; however, there may be specific coverage limitations and asset requirements that you should be aware of.



Long Term Care Insurance and other Funding Solutions

If you qualify for long term care insurance, it can be a way to help pay for long term care services. There are also products that combine long term care protection with life insurance and annuities.

Having a plan that incorporates these types of solutions can help you get the kind of care you want and need, whether it's provided in your home or in a facility. Such a plan can also help reduce the burden placed on family and friends who have volunteered to help care for you, and protect your assets from the cost of care.



The True Impact of Long Term Care

As highlighted in this survey report, long term care can have a major financial impact. While anticipating this impact is extremely important, it is only one of many components to address when planning. The impacts can extend far beyond dollars, affecting careers and personal lives.

For instance, being a caregiver can eat away at work time and leisure time, impacting both income and well-being. Caregivers' health and relationships can be affected by the demands they face. Small and large expenses can crop up, from groceries for a loved one to home modifications like ramps and grab handles. It all adds up over time.


But often, taking a step back from these everyday pressures and emotional and physical challenges can offer new opportunities as part of the caregiver experience. By making adjustments, caregivers can find ways to adapt and change perspectives. There are also many places in the community to find support and education on the caregiving journey.

Family Caregivers Speak Up

**ALMOST
HALF** 

(46%) of family caregivers spent more than \$5,000 each year in caregiving costs.[†]

 **33%** spent more than 30 hours per week on caregiving

 **66%** experienced care-related distractions such as phone calls and emails while working

 **60%** said caregiving duties had a negative effect on their jobs

[†] "Senior Care Cost Index." Caring.com. Caring, Inc., Sept. 2014. Web. 13 Feb. 2015. <http://www.caring.com/research/senior-care-cost-index-2014>



Start the Planning Process

Any plan is almost always better than none. Genworth can help you kick-start your own planning process with informative publications and tools.

Begin the journey for the long term.



Let's Talk: Conversations that make a difference

It can be difficult to talk to loved ones about what the future may hold. Get the conversation started with "Let's Talk." The information and tools offered on **genworth.com/lets-talk** will help you prepare for productive conversations. Talking now and taking charge can prepare you and your loved ones for life's twists and turns.

Genworth 2015 Cost of Care Online

Our website – **genworth.com/costofcare** – provides much more information about the cost of care. The interactive map features daily, monthly and annual long term care rates for 440 regions throughout the U.S., offers the ability to compare up to three locations, and calculates projected costs for up to 30 years out.

The Plan for Living Workbook

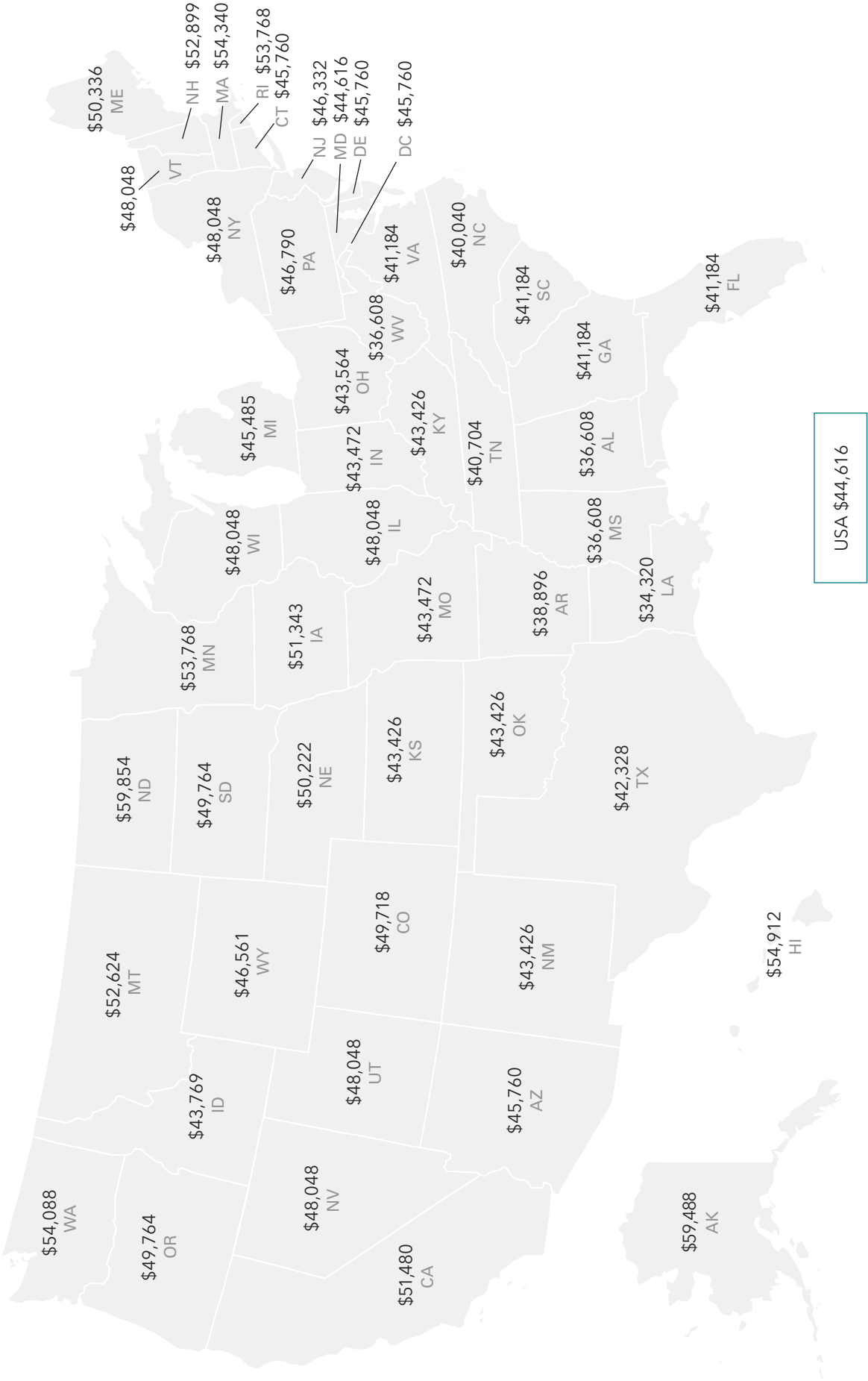
Outline your goals for a comfortable and fulfilling retirement. "The Plan for Living Workbook" identifies some risks you may face and provides the tools to help you develop an action plan for the long term.



Genworth 2015 Cost of Care Maps

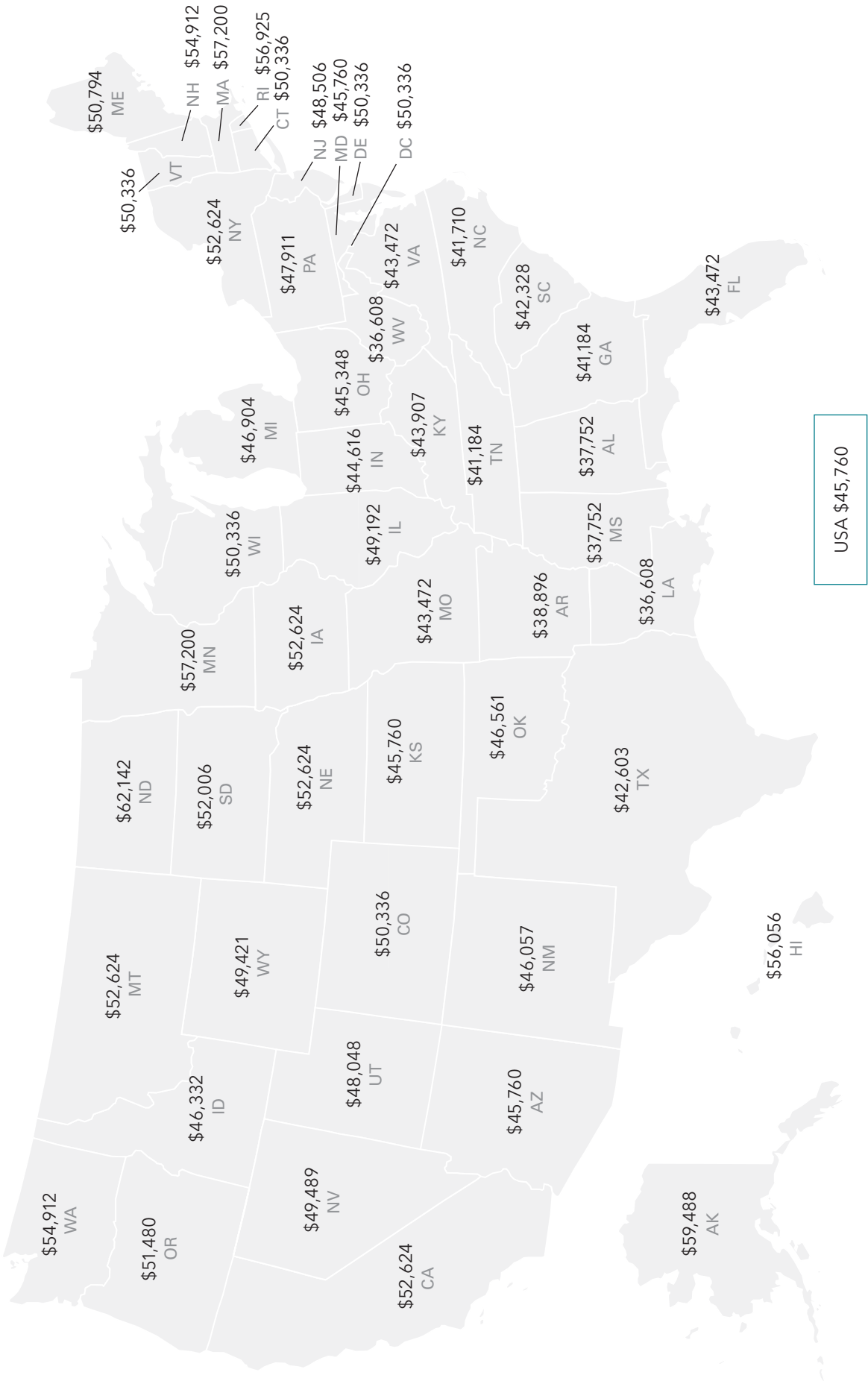
Genworth 2015 Cost of Care
National and State Data Tables

Home Care: Homemaker Services Median Annual Cost

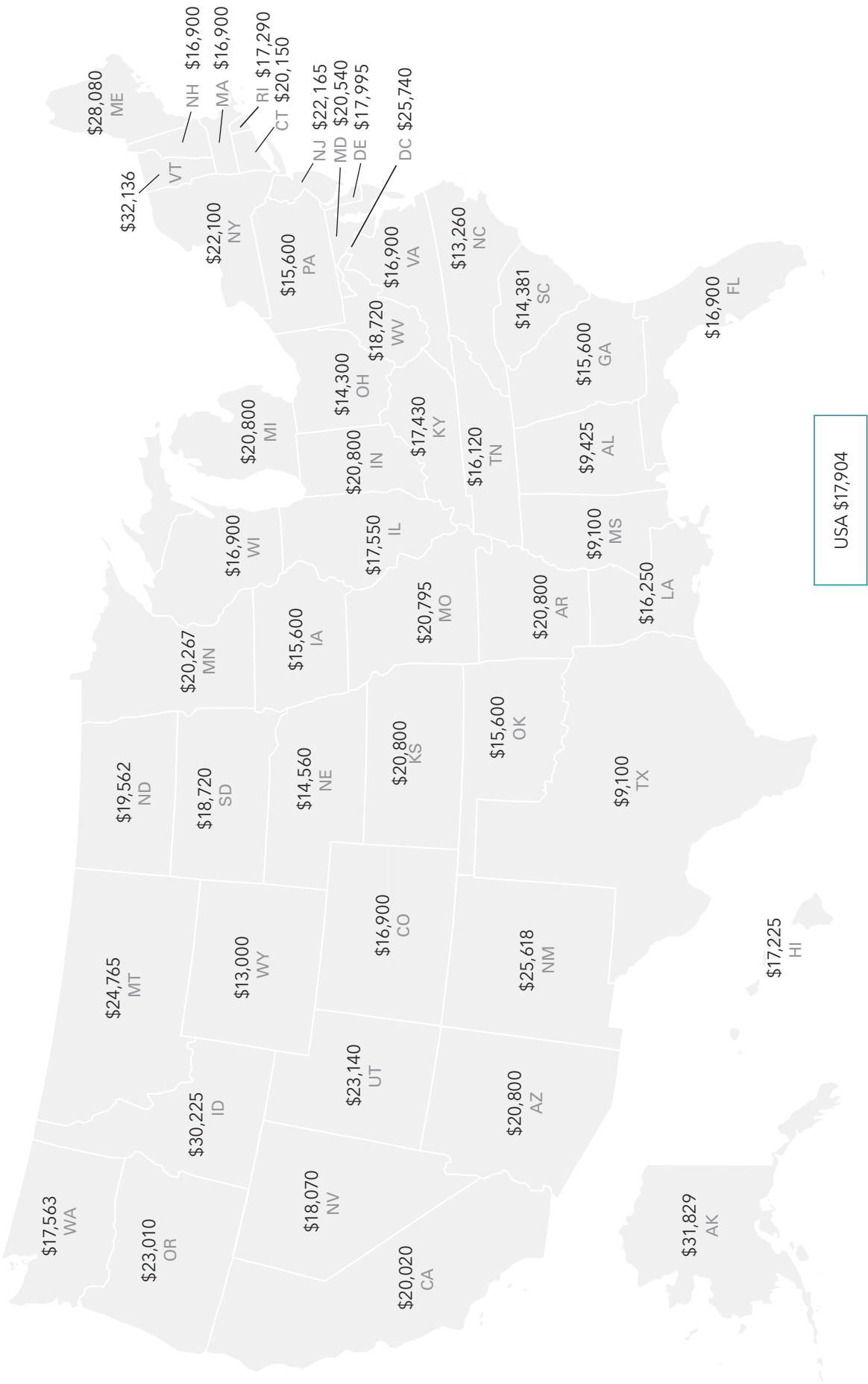


Numbers exclude Puerto Rico

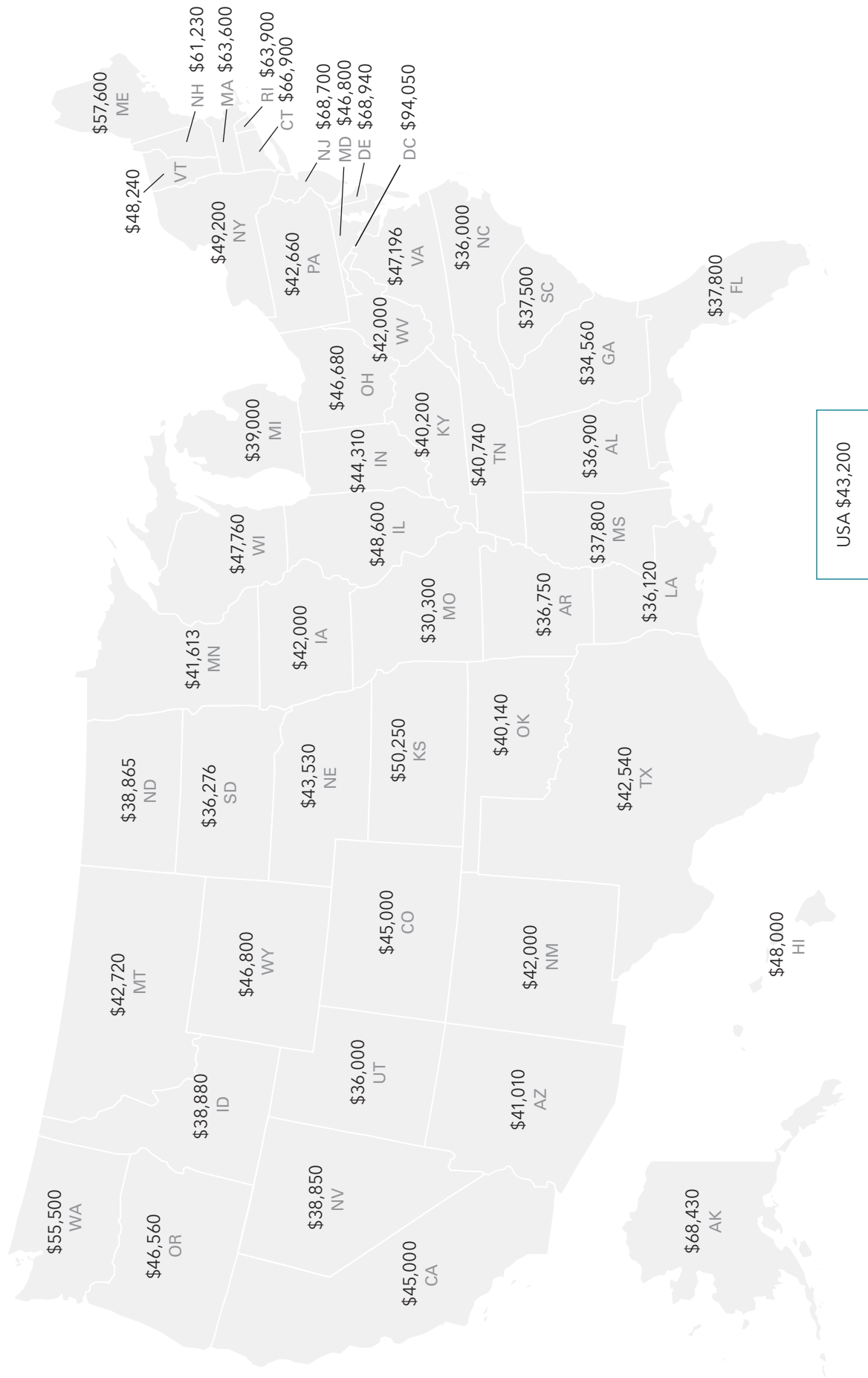
Home Care: Home Health Aide Services Median Annual Cost



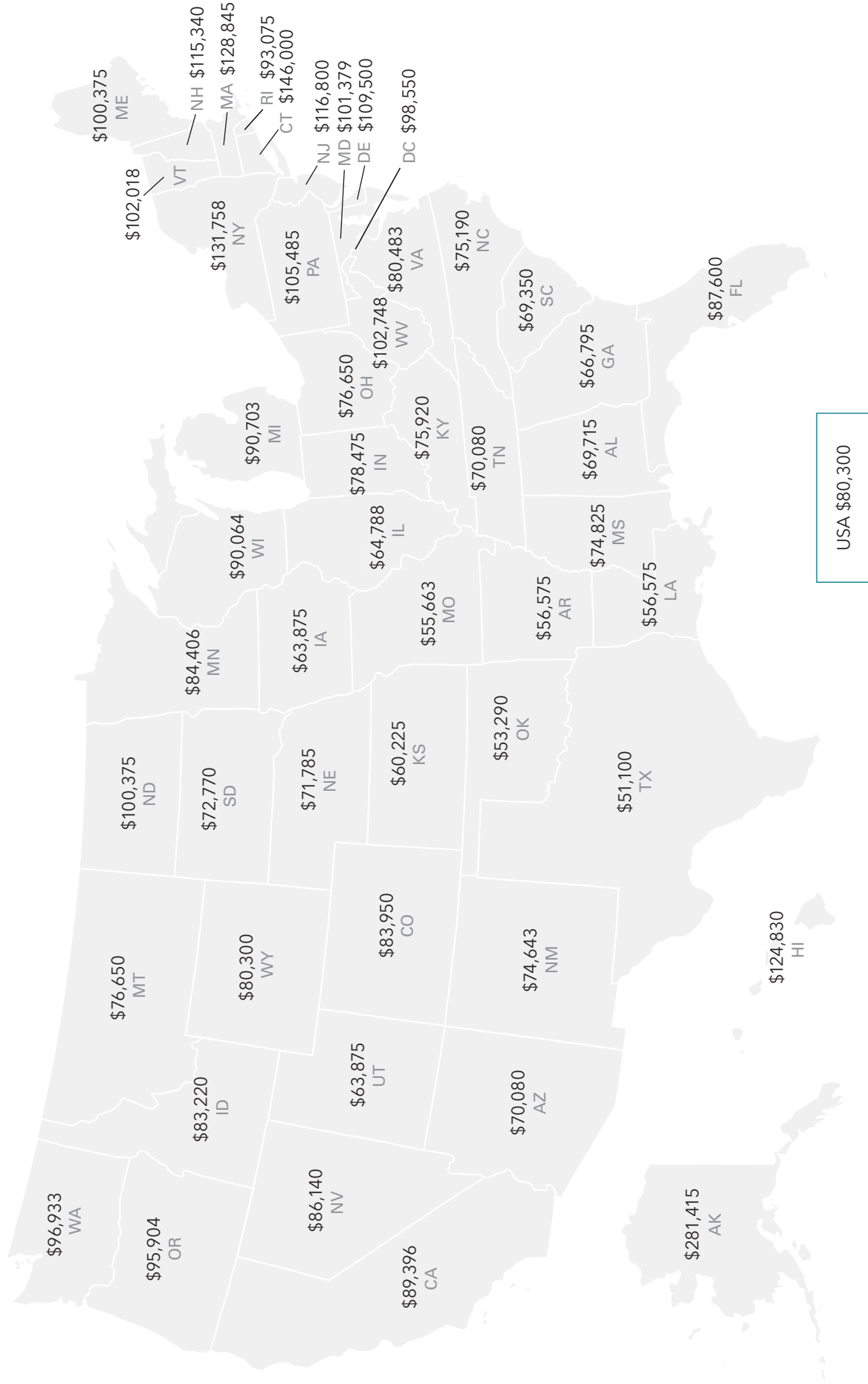
Community Care: Adult Day Health Care Median Annual Cost



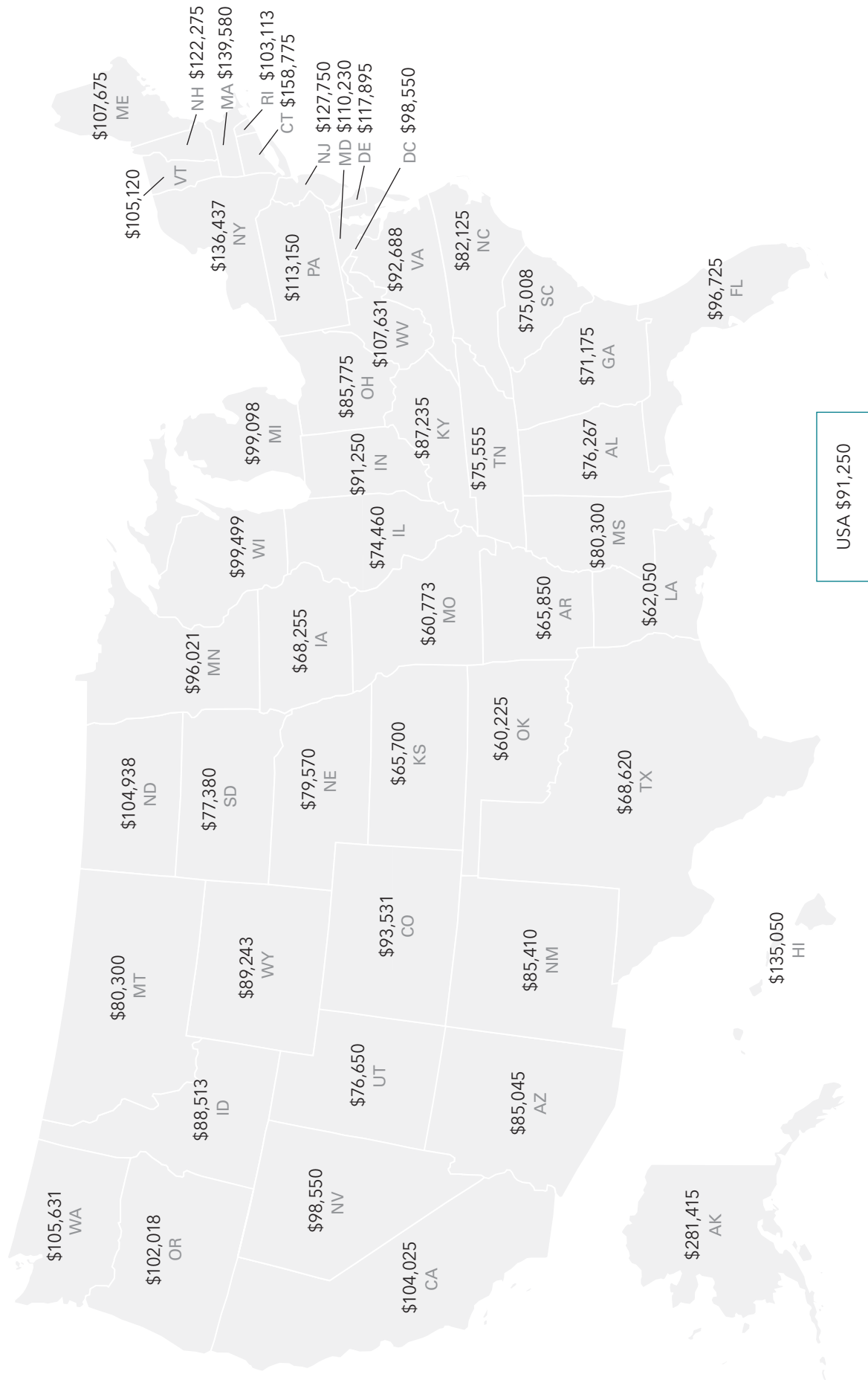
Facility Care: Assisted Living Facility (One Bedroom – Single Occupancy) Median Annual Cost



Facility Care: Nursing Home (Semi-Private Room) Median Annual Cost



Facility Care: Nursing Home (Private Room) Median Annual Cost



USA

		MINIMUM	RATE RANGE		MEDIAN ANNUAL RATE ¹	FIVE-YEAR ANNUAL GROWTH ²
HOME	Homemaker Services	\$8	\$20	\$40	\$44,616	2%
	Hourly Rates					
COMMUNITY	Home Health Aide Services	\$8	\$20	\$40	\$45,760	1%
	Hourly Rates					
FACILITY	Adult Day Health Care	\$10	\$69	\$242	\$17,904	3%
	Daily Rates					
	Assisted Living Facility (One Bedroom – Single Occupancy)	\$600	\$3,600	\$11,250	\$43,200	2%
	Monthly Rates					
	Nursing Home (Semi-Private Room)	\$90	\$220	\$1,255	\$80,300	4%
	Daily Rates					
	Nursing Home (Private Room)	\$101	\$250	\$1,255	\$91,250	4%
	Daily Rates					

Alabama

		MINIMUM	RATE RANGE		MEDIAN ANNUAL RATE ¹	FIVE-YEAR ANNUAL GROWTH ²
HOME	Homemaker Services	\$13	\$16	\$21	\$36,608	1%
	Hourly Rates					
COMMUNITY	Home Health Aide Services	\$13	\$17	\$27	\$37,752	2%
	Hourly Rates					
FACILITY	Adult Day Health Care	\$20	\$36	\$122	\$9,425	8%
	Daily Rates					
	Assisted Living Facility (One Bedroom - Single Occupancy)	\$930	\$3,075	\$6,524	\$36,900	2%
	Monthly Rates					
	Nursing Home (Semi-Private Room)	\$130	\$191	\$289	\$69,715	4%
	Daily Rates					
	Nursing Home (Private Room)	\$140	\$209	\$396	\$76,267	4%
	Daily Rates					

Alaska

		MINIMUM	RATE RANGE		MEDIAN ANNUAL RATE ¹	FIVE-YEAR ANNUAL GROWTH ²
HOME	Homemaker Services	\$22	\$26	\$29	\$59,488	0%
	Hourly Rates					
COMMUNITY	Home Health Aide Services	\$24	\$26	\$29	\$59,488	1%
	Hourly Rates					
FACILITY	Adult Day Health Care	\$84	\$122	\$168	\$31,829	7%
	Daily Rates					
	Assisted Living Facility (One Bedroom – Single Occupancy)	\$800	\$5,703	\$8,250	\$68,430	1%
	Monthly Rates					
	Nursing Home (Semi-Private Room)	\$461	\$771	\$1,255	\$281,415	5%
	Daily Rates					
	Nursing Home (Private Room)	\$461	\$771	\$1,255	\$281,415	7%
	Daily Rates					

Arizona

		MINIMUM	RATE RANGE		MEDIAN ANNUAL RATE ¹	FIVE-YEAR ANNUAL GROWTH ²
HOME	Homemaker Services	\$10	\$20	\$25	\$45,760	1%
	Hourly Rates					
COMMUNITY	Home Health Aide Services	\$14	\$20	\$25	\$45,760	0%
	Hourly Rates					
FACILITY	Adult Day Health Care	\$65	\$80	\$138	\$20,800	1%
	Daily Rates					
	Assisted Living Facility (One Bedroom - Single Occupancy)	\$1,400	\$3,418	\$7,072	\$41,010	2%
	Monthly Rates					
	Nursing Home (Semi-Private Room)	\$130	\$192	\$550	\$70,080	2%
	Daily Rates					
	Nursing Home (Private Room)	\$164	\$233	\$650	\$85,045	1%
	Daily Rates					

Arkansas

		MINIMUM	RATE RANGE		MEDIAN ANNUAL RATE ¹	FIVE-YEAR ANNUAL GROWTH ²
HOME	Homemaker Services	\$11	\$17	\$21	\$38,896	1%
	Hourly Rates					
COMMUNITY	Home Health Aide Services	\$11	\$17	\$21	\$38,896	1%
	Hourly Rates					
FACILITY	Adult Day Health Care	\$48	\$80	\$119	\$20,800	5%
	Daily Rates					
	Assisted Living Facility (One Bedroom - Single Occupancy)	\$1,100	\$3,063	\$5,900	\$36,750	4%
	Monthly Rates					
	Nursing Home (Semi-Private Room)	\$113	\$155	\$435	\$56,575	2%
	Daily Rates					
	Nursing Home (Private Room)	\$130	\$180	\$865	\$65,850	3%
	Daily Rates					

California

		MINIMUM	RATE RANGE		MEDIAN ANNUAL RATE ¹	FIVE-YEAR ANNUAL GROWTH ²
HOME	Homemaker Services	\$12	\$23	\$35	\$51,480	2%
	Hourly Rates					
COMMUNITY	Home Health Aide Services	\$12	\$23	\$35	\$52,624	2%
	Hourly Rates					
FACILITY	Adult Day Health Care	\$25	\$77	\$195	\$20,020	0%
	Daily Rates					
	Assisted Living Facility (One Bedroom - Single Occupancy)	\$698	\$3,750	\$10,650	\$45,000	1%
	Monthly Rates					
	Nursing Home (Semi-Private Room)	\$93	\$245	\$913	\$89,396	4%
	Daily Rates					
	Nursing Home (Private Room)	\$144	\$285	\$913	\$104,025	4%
	Daily Rates					

Colorado

		MINIMUM	RATE RANGE		MEDIAN ANNUAL RATE ¹	FIVE-YEAR ANNUAL GROWTH ²
HOME	Homemaker Services	\$13	\$22	\$30	\$49,718	2%
	Hourly Rates					
COMMUNITY	Home Health Aide Services	\$13	\$22	\$31	\$50,336	1%
	Hourly Rates					
FACILITY	Adult Day Health Care	\$47	\$65	\$210	\$16,900	3%
	Daily Rates					
	Assisted Living Facility (One Bedroom - Single Occupancy)	\$2,050	\$3,750	\$8,850	\$45,000	2%
	Monthly Rates					
	Nursing Home (Semi-Private Room)	\$173	\$230	\$650	\$83,950	3%
	Daily Rates					
	Nursing Home (Private Room)	\$179	\$256	\$650	\$93,531	3%
	Daily Rates					

Connecticut

		MINIMUM	RATE RANGE		MEDIAN ANNUAL RATE ¹	FIVE-YEAR ANNUAL GROWTH ²
HOME	Homemaker Services	\$16	\$20	\$25	\$45,760	2%
	Hourly Rates					
COMMUNITY	Home Health Aide Services	\$16	\$22	\$33	\$50,336	0%
	Hourly Rates					
FACILITY	Adult Day Health Care	\$20	\$78	\$86	\$20,150	1%
	Daily Rates					
	Assisted Living Facility (One Bedroom - Single Occupancy)	\$2,551	\$5,575	\$10,800	\$66,900	5%
	Monthly Rates					
	Nursing Home (Semi-Private Room)	\$195	\$400	\$480	\$146,000	3%
	Daily Rates					
	Nursing Home (Private Room)	\$215	\$435	\$505	\$158,775	3%
	Daily Rates					

Delaware

		MINIMUM	RATE RANGE		MEDIAN ANNUAL RATE ¹	FIVE-YEAR ANNUAL GROWTH ²
HOME	Homemaker Services	\$15	\$20	\$25	\$45,760	0%
	Hourly Rates					
COMMUNITY	Home Health Aide Services	\$18	\$22	\$25	\$50,336	1%
	Hourly Rates					
FACILITY	Adult Day Health Care	\$50	\$69	\$82	\$17,995	-3%
	Daily Rates					
	Assisted Living Facility (One Bedroom - Single Occupancy)	\$5,061	\$5,745	\$8,175	\$68,940	3%
	Monthly Rates					
	Nursing Home (Semi-Private Room)	\$225	\$300	\$326	\$109,500	6%
	Daily Rates					
	Nursing Home (Private Room)	\$232	\$323	\$350	\$117,895	6%
	Daily Rates					

District of Columbia

		MINIMUM	RATE RANGE		MEDIAN ANNUAL RATE ¹	FIVE-YEAR ANNUAL GROWTH ²
HOME	Homemaker Services	\$18	\$20	\$22	\$45,760	1%
	Hourly Rates					
COMMUNITY	Home Health Aide Services	\$19	\$22	\$23	\$50,336	1%
	Hourly Rates					
FACILITY	Adult Day Health Care	\$61	\$99	\$107	\$25,740	4%
	Daily Rates					
	Assisted Living Facility (One Bedroom - Single Occupancy)	\$4,950	\$7,838	\$8,600	\$94,050	13%
	Monthly Rates					
	Nursing Home (Semi-Private Room)	\$270	\$270	\$270	\$98,550	N/A
	Daily Rates					
	Nursing Home (Private Room)	\$270	\$270	\$270	\$98,550	-6%
	Daily Rates					

Florida

		MINIMUM	RATE RANGE		MEDIAN ANNUAL RATE ¹	FIVE-YEAR ANNUAL GROWTH ²
HOME	Homemaker Services	\$10	\$18	\$29	\$41,184	2%
	Hourly Rates					
COMMUNITY	Home Health Aide Services	\$10	\$19	\$29	\$43,472	1%
	Hourly Rates					
FACILITY	Adult Day Health Care	\$50	\$65	\$156	\$16,900	3%
	Daily Rates					
	Assisted Living Facility (One Bedroom - Single Occupancy)	\$1,000	\$3,150	\$8,280	\$37,800	4%
	Monthly Rates					
	Nursing Home (Semi-Private Room)	\$170	\$240	\$475	\$87,600	3%
	Daily Rates					
	Nursing Home (Private Room)	\$180	\$265	\$505	\$96,725	3%
	Daily Rates					

Georgia

		MINIMUM	RATE RANGE		MEDIAN ANNUAL RATE ¹	FIVE-YEAR ANNUAL GROWTH ²
HOME	Homemaker Services	\$8	\$18	\$33	\$41,184	1%
	Hourly Rates					
COMMUNITY	Home Health Aide Services	\$8	\$18	\$33	\$41,184	1%
	Hourly Rates					
FACILITY	Adult Day Health Care	\$20	\$60	\$119	\$15,600	2%
	Daily Rates					
	Assisted Living Facility (One Bedroom - Single Occupancy)	\$619	\$2,880	\$6,840	\$34,560	4%
	Monthly Rates					
	Nursing Home (Semi-Private Room)	\$115	\$183	\$255	\$66,795	3%
	Daily Rates					
	Nursing Home (Private Room)	\$120	\$195	\$679	\$71,175	3%
	Daily Rates					

Hawaii

		MINIMUM	RATE RANGE MEDIAN MAXIMUM		MEDIAN ANNUAL RATE ¹	FIVE-YEAR ANNUAL GROWTH ²
HOME	Homemaker Services	\$18	\$24	\$30	\$54,912	4%
	Hourly Rates					
COMMUNITY	Home Health Aide Services	\$18	\$25	\$30	\$56,056	2%
	Hourly Rates					
FACILITY	Adult Day Health Care	\$54	\$66	\$95	\$17,225	0%
	Daily Rates					
	Assisted Living Facility (One Bedroom – Single Occupancy)	\$1,384	\$4,000	\$8,892	\$48,000	1%
	Monthly Rates					
	Nursing Home (Semi-Private Room)	\$263	\$342	\$562	\$124,830	2%
	Daily Rates					
	Nursing Home (Private Room)	\$263	\$370	\$616	\$135,050	3%
	Daily Rates					

Idaho

		MINIMUM	RATE RANGE		MEDIAN ANNUAL RATE ¹	FIVE-YEAR ANNUAL GROWTH ²
HOME	Homemaker Services	\$15	\$19	\$26	\$43,769	2%
	Hourly Rates					
COMMUNITY	Home Health Aide Services	\$17	\$20	\$26	\$46,332	4%
	Hourly Rates					
FACILITY	Adult Day Health Care	\$62	\$116	\$210	\$30,225	8%
	Daily Rates					
	Assisted Living Facility (One Bedroom - Single Occupancy)	\$1,800	\$3,240	\$5,450	\$38,880	0%
	Monthly Rates					
	Nursing Home (Semi-Private Room)	\$166	\$228	\$290	\$83,220	4%
	Daily Rates					
	Nursing Home (Private Room)	\$176	\$243	\$369	\$88,513	3%
	Daily Rates					

Illinois

		MINIMUM	RATE RANGE MEDIAN MAXIMUM		MEDIAN ANNUAL RATE ¹	FIVE-YEAR ANNUAL GROWTH ²
HOME	Homemaker Services	\$15	\$21	\$28	\$48,048	2%
	Hourly Rates					
COMMUNITY	Home Health Aide Services	\$15	\$22	\$33	\$49,192	1%
	Hourly Rates					
FACILITY	Adult Day Health Care	\$32	\$68	\$93	\$17,550	2%
	Daily Rates					
	Assisted Living Facility (One Bedroom – Single Occupancy)	\$1,278	\$4,050	\$9,840	\$48,600	2%
	Monthly Rates					
	Nursing Home (Semi-Private Room)	\$112	\$178	\$1,035	\$64,788	3%
	Daily Rates					
	Nursing Home (Private Room)	\$130	\$204	\$1,035	\$74,460	3%
	Daily Rates					

Indiana

		MINIMUM	RATE RANGE		MEDIAN ANNUAL RATE ¹	FIVE-YEAR ANNUAL GROWTH ²
HOME	Homemaker Services	\$12	\$19	\$28	\$43,472	1%
	Hourly Rates					
COMMUNITY	Home Health Aide Services	\$13	\$20	\$28	\$44,616	1%
	Hourly Rates					
FACILITY	Adult Day Health Care	\$30	\$80	\$120	\$20,800	5%
	Daily Rates					
	Assisted Living Facility (One Bedroom - Single Occupancy)	\$1,600	\$3,693	\$7,860	\$44,310	0%
	Monthly Rates					
	Nursing Home (Semi-Private Room)	\$100	\$215	\$339	\$78,475	4%
	Daily Rates					
	Nursing Home (Private Room)	\$150	\$250	\$450	\$91,250	4%
	Daily Rates					

Iowa

		MINIMUM	RATE RANGE MEDIAN MAXIMUM		MEDIAN ANNUAL RATE ¹	FIVE-YEAR ANNUAL GROWTH ²
HOME	Homemaker Services	\$18	\$22	\$30	\$51,343	2%
	Hourly Rates					
COMMUNITY	Home Health Aide Services	\$18	\$23	\$30	\$52,624	2%
	Hourly Rates					
FACILITY	Adult Day Health Care	\$44	\$60	\$152	\$15,600	3%
	Daily Rates					
	Assisted Living Facility (One Bedroom – Single Occupancy)	\$1,534	\$3,500	\$9,425	\$42,000	2%
	Monthly Rates					
	Nursing Home (Semi-Private Room)	\$115	\$175	\$270	\$63,875	4%
	Daily Rates					
	Nursing Home (Private Room)	\$148	\$187	\$298	\$68,255	4%
	Daily Rates					

Kansas

		MINIMUM	RATE RANGE		MEDIAN ANNUAL RATE ¹	FIVE-YEAR ANNUAL GROWTH ²
HOME	Homemaker Services	\$14	\$19	\$25	\$43,426	1%
	Hourly Rates					
COMMUNITY	Home Health Aide Services	\$15	\$20	\$35	\$45,760	2%
	Hourly Rates					
FACILITY	Adult Day Health Care	\$50	\$80	\$155	\$20,800	4%
	Daily Rates					
	Assisted Living Facility (One Bedroom - Single Occupancy)	\$2,300	\$4,188	\$7,500	\$50,250	4%
	Monthly Rates					
	Nursing Home (Semi-Private Room)	\$135	\$165	\$241	\$60,225	3%
	Daily Rates					
	Nursing Home (Private Room)	\$145	\$180	\$288	\$65,700	3%
	Daily Rates					

Kentucky

		MINIMUM	RATE RANGE		MEDIAN ANNUAL RATE ¹	FIVE-YEAR ANNUAL GROWTH ²
HOME	Homemaker Services	\$13	\$19	\$24	\$43,426	3%
	Hourly Rates					
COMMUNITY	Home Health Aide Services	\$16	\$19	\$24	\$43,907	2%
	Hourly Rates					
FACILITY	Adult Day Health Care	\$40	\$67	\$180	\$17,430	2%
	Daily Rates					
	Assisted Living Facility (One Bedroom – Single Occupancy)	\$1,181	\$3,350	\$10,125	\$40,200	6%
	Monthly Rates					
	Nursing Home (Semi-Private Room)	\$168	\$208	\$790	\$75,920	4%
	Daily Rates					
	Nursing Home (Private Room)	\$175	\$239	\$805	\$87,235	5%
	Daily Rates					

Louisiana

		MINIMUM	RATE RANGE		MEDIAN ANNUAL RATE ¹	FIVE-YEAR ANNUAL GROWTH ²
HOME	Homemaker Services	\$8	\$15	\$31	\$34,320	1%
	Hourly Rates					
COMMUNITY	Home Health Aide Services	\$8	\$16	\$31	\$36,608	1%
	Hourly Rates					
FACILITY	Adult Day Health Care	\$35	\$63	\$116	\$16,250	2%
	Daily Rates					
	Assisted Living Facility (One Bedroom - Single Occupancy)	\$600	\$3,010	\$4,722	\$36,120	0%
	Monthly Rates					
	Nursing Home (Semi-Private Room)	\$116	\$155	\$400	\$56,575	4%
	Daily Rates					
	Nursing Home (Private Room)	\$112	\$170	\$500	\$62,050	4%
	Daily Rates					

Maine

		MINIMUM	RATE RANGE		MEDIAN ANNUAL RATE ¹	FIVE-YEAR ANNUAL GROWTH ²
			MEDIAN	MAXIMUM		
HOME	Homemaker Services Hourly Rates	\$16	\$22	\$34	\$50,336	2%
	Home Health Aide Services Hourly Rates	\$16	\$22	\$34	\$50,794	-1%
COMMUNITY	Adult Day Health Care Daily Rates	\$76	\$108	\$168	\$28,080	2%
FACILITY	Assisted Living Facility (One Bedroom – Single Occupancy) Monthly Rates	\$1,935	\$4,800	\$8,880	\$57,600	2%
	Nursing Home (Semi-Private Room) Daily Rates	\$189	\$275	\$409	\$100,375	2%
	Nursing Home (Private Room) Daily Rates	\$215	\$295	\$443	\$107,675	1%

Maryland

		MINIMUM	RATE RANGE		MEDIAN ANNUAL RATE ¹	FIVE-YEAR ANNUAL GROWTH ²
HOME	Homemaker Services	\$9	\$20	\$26	\$44,616	1%
	Hourly Rates					
COMMUNITY	Home Health Aide Services	\$11	\$20	\$27	\$45,760	0%
	Hourly Rates					
FACILITY	Adult Day Health Care	\$50	\$79	\$96	\$20,540	1%
	Daily Rates					
	Assisted Living Facility (One Bedroom - Single Occupancy)	\$1,750	\$3,900	\$8,950	\$46,800	4%
	Monthly Rates					
	Nursing Home (Semi-Private Room)	\$189	\$278	\$368	\$101,379	5%
	Daily Rates					
	Nursing Home (Private Room)	\$200	\$302	\$464	\$110,230	6%
	Daily Rates					

Massachusetts

		MINIMUM	RATE RANGE		MEDIAN ANNUAL RATE ¹	FIVE-YEAR ANNUAL GROWTH ²
HOME	Homemaker Services	\$14	\$24	\$31	\$54,340	1%
	Hourly Rates					
COMMUNITY	Home Health Aide Services	\$16	\$25	\$34	\$57,200	1%
	Hourly Rates					
FACILITY	Adult Day Health Care	\$30	\$65	\$93	\$16,900	2%
	Daily Rates					
	Assisted Living Facility (One Bedroom – Single Occupancy)	\$1,988	\$5,300	\$9,495	\$63,600	3%
	Monthly Rates					
	Nursing Home (Semi-Private Room)	\$225	\$353	\$525	\$128,845	3%
	Daily Rates					
	Nursing Home (Private Room)	\$225	\$382	\$489	\$139,580	4%
	Daily Rates					

Michigan

		MINIMUM	RATE RANGE		MEDIAN ANNUAL RATE ¹	FIVE-YEAR ANNUAL GROWTH ²
HOME	Homemaker Services	\$10	\$20	\$26	\$45,485	1%
	Hourly Rates					
COMMUNITY	Home Health Aide Services	\$10	\$21	\$28	\$46,904	2%
	Hourly Rates					
FACILITY	Adult Day Health Care	\$35	\$80	\$175	\$20,800	5%
	Daily Rates					
	Assisted Living Facility (One Bedroom - Single Occupancy)	\$800	\$3,250	\$8,465	\$39,000	5%
	Monthly Rates					
	Nursing Home (Semi-Private Room)	\$187	\$249	\$363	\$90,703	4%
	Daily Rates					
	Nursing Home (Private Room)	\$197	\$272	\$464	\$99,098	4%
	Daily Rates					

Minnesota

		MINIMUM	RATE RANGE		MEDIAN ANNUAL RATE ¹	FIVE-YEAR ANNUAL GROWTH ²
HOME	Homemaker Services	\$15	\$24	\$32	\$53,768	1%
	Hourly Rates					
COMMUNITY	Home Health Aide Services	\$16	\$25	\$35	\$57,200	0%
	Hourly Rates					
FACILITY	Adult Day Health Care	\$44	\$78	\$125	\$20,267	2%
	Daily Rates					
	Assisted Living Facility (One Bedroom – Single Occupancy)	\$876	\$3,468	\$10,500	\$41,613	4%
	Monthly Rates					
	Nursing Home (Semi-Private Room)	\$107	\$231	\$380	\$84,406	5%
	Daily Rates					
	Nursing Home (Private Room)	\$167	\$263	\$424	\$96,021	5%
	Daily Rates					

Mississippi

		MINIMUM	RATE RANGE		MEDIAN ANNUAL RATE ¹	FIVE-YEAR ANNUAL GROWTH ²
HOME	Homemaker Services	\$15	\$16	\$25	\$36,608	1%
	Hourly Rates					
COMMUNITY	Home Health Aide Services	\$15	\$17	\$25	\$37,752	1%
	Hourly Rates					
FACILITY	Adult Day Health Care	\$35	\$35	\$75	\$9,100	-11%
	Daily Rates					
	Assisted Living Facility (One Bedroom - Single Occupancy)	\$1,525	\$3,150	\$6,600	\$37,800	3%
	Monthly Rates					
	Nursing Home (Semi-Private Room)	\$165	\$205	\$259	\$74,825	3%
	Daily Rates					
	Nursing Home (Private Room)	\$177	\$220	\$300	\$80,300	3%
	Daily Rates					

Missouri

		MINIMUM	RATE RANGE		MEDIAN ANNUAL RATE ¹	FIVE-YEAR ANNUAL GROWTH ²
HOME	Homemaker Services	\$10	\$19	\$28	\$43,472	1%
	Hourly Rates					
COMMUNITY	Home Health Aide Services	\$10	\$19	\$28	\$43,472	1%
	Hourly Rates					
FACILITY	Adult Day Health Care	\$45	\$80	\$204	\$20,795	3%
	Daily Rates					
	Assisted Living Facility (One Bedroom - Single Occupancy)	\$700	\$2,525	\$6,400	\$30,300	2%
	Monthly Rates					
	Nursing Home (Semi-Private Room)	\$114	\$153	\$260	\$55,663	3%
	Daily Rates					
	Nursing Home (Private Room)	\$130	\$167	\$380	\$60,773	3%
	Daily Rates					

Montana

		MINIMUM	RATE RANGE		MEDIAN ANNUAL RATE ¹	FIVE-YEAR ANNUAL GROWTH ²
HOME	Homemaker Services	\$18	\$23	\$25	\$52,624	4%
	Hourly Rates					
COMMUNITY	Home Health Aide Services	\$21	\$23	\$25	\$52,624	3%
	Hourly Rates					
FACILITY	Adult Day Health Care	\$40	\$95	\$233	\$24,765	7%
	Daily Rates					
	Assisted Living Facility (One Bedroom - Single Occupancy)	\$1,000	\$3,560	\$6,000	\$42,720	4%
	Monthly Rates					
	Nursing Home (Semi-Private Room)	\$170	\$210	\$287	\$76,650	4%
	Daily Rates					
	Nursing Home (Private Room)	\$175	\$220	\$287	\$80,300	3%
	Daily Rates					

Nebraska

		MINIMUM	RATE RANGE MEDIAN MAXIMUM		MEDIAN ANNUAL RATE ¹	FIVE-YEAR ANNUAL GROWTH ²
HOME	Homemaker Services	\$19	\$22	\$26	\$50,222	5%
	Hourly Rates					
COMMUNITY	Home Health Aide Services	\$20	\$23	\$26	\$52,624	4%
	Hourly Rates					
FACILITY	Adult Day Health Care	\$25	\$56	\$165	\$14,560	4%
	Daily Rates					
	Assisted Living Facility (One Bedroom – Single Occupancy)	\$1,985	\$3,628	\$6,225	\$43,530	1%
	Monthly Rates					
	Nursing Home (Semi-Private Room)	\$113	\$197	\$273	\$71,785	3%
	Daily Rates					
	Nursing Home (Private Room)	\$133	\$218	\$600	\$79,570	4%
	Daily Rates					

Nevada

		MINIMUM	RATE RANGE		MEDIAN ANNUAL RATE ¹	FIVE-YEAR ANNUAL GROWTH ²
HOME	Homemaker Services	\$17	\$21	\$25	\$48,048	1%
	Hourly Rates					
COMMUNITY	Home Health Aide Services	\$17	\$22	\$25	\$49,489	1%
	Hourly Rates					
FACILITY	Adult Day Health Care	\$60	\$70	\$100	\$18,070	1%
	Daily Rates					
	Assisted Living Facility (One Bedroom - Single Occupancy)	\$1,500	\$3,238	\$5,889	\$38,850	3%
	Monthly Rates					
	Nursing Home (Semi-Private Room)	\$110	\$236	\$277	\$86,140	4%
	Daily Rates					
	Nursing Home (Private Room)	\$135	\$270	\$508	\$98,550	5%
	Daily Rates					

New Hampshire

		MINIMUM	RATE RANGE		MEDIAN ANNUAL RATE ¹	FIVE-YEAR ANNUAL GROWTH ²
HOME	Homemaker Services	\$19	\$23	\$28	\$52,899	1%
	Hourly Rates					
COMMUNITY	Home Health Aide Services	\$21	\$24	\$29	\$54,912	0%
	Hourly Rates					
FACILITY	Adult Day Health Care	\$51	\$65	\$73	\$16,900	2%
	Daily Rates					
	Assisted Living Facility (One Bedroom – Single Occupancy)	\$2,750	\$5,103	\$8,975	\$61,230	7%
	Monthly Rates					
	Nursing Home (Semi-Private Room)	\$255	\$316	\$485	\$115,340	4%
	Daily Rates					
	Nursing Home (Private Room)	\$275	\$335	\$514	\$122,275	4%
	Daily Rates					

New Jersey

		MINIMUM	RATE RANGE		MEDIAN ANNUAL RATE ¹	FIVE-YEAR ANNUAL GROWTH ²
HOME	Homemaker Services	\$11	\$20	\$26	\$46,332	1%
	Hourly Rates					
COMMUNITY	Home Health Aide Services	\$11	\$21	\$26	\$48,506	1%
	Hourly Rates					
FACILITY	Adult Day Health Care	\$69	\$85	\$115	\$22,165	1%
	Daily Rates					
	Assisted Living Facility (One Bedroom - Single Occupancy)	\$3,280	\$5,725	\$11,250	\$68,700	4%
	Monthly Rates					
	Nursing Home (Semi-Private Room)	\$231	\$320	\$426	\$116,800	3%
	Daily Rates					
	Nursing Home (Private Room)	\$249	\$350	\$449	\$127,750	3%
	Daily Rates					

New Mexico

		MINIMUM	RATE RANGE		MEDIAN ANNUAL RATE ¹	FIVE-YEAR ANNUAL GROWTH ²
HOME	Homemaker Services	\$11	\$19	\$28	\$43,426	1%
	Hourly Rates					
COMMUNITY	Home Health Aide Services	\$11	\$20	\$28	\$46,057	1%
	Hourly Rates					
FACILITY	Adult Day Health Care	\$54	\$99	\$136	\$25,618	6%
	Daily Rates					
	Assisted Living Facility (One Bedroom – Single Occupancy)	\$2,000	\$3,500	\$6,000	\$42,000	2%
	Monthly Rates					
	Nursing Home (Semi-Private Room)	\$160	\$205	\$400	\$74,643	3%
	Daily Rates					
	Nursing Home (Private Room)	\$175	\$234	\$473	\$85,410	4%
	Daily Rates					

New York

		MINIMUM	RATE RANGE		MEDIAN ANNUAL RATE ¹	FIVE-YEAR ANNUAL GROWTH ²
HOME	Homemaker Services	\$9	\$21	\$36	\$48,048	1%
	Hourly Rates					
COMMUNITY	Home Health Aide Services	\$10	\$23	\$36	\$52,624	2%
	Hourly Rates					
FACILITY	Adult Day Health Care	\$15	\$85	\$242	\$22,100	4%
	Daily Rates					
	Assisted Living Facility (One Bedroom - Single Occupancy)	\$1,100	\$4,100	\$11,100	\$49,200	5%
	Monthly Rates					
	Nursing Home (Semi-Private Room)	\$200	\$361	\$1,080	\$131,758	4%
	Daily Rates					
	Nursing Home (Private Room)	\$226	\$374	\$1,080	\$136,437	3%
	Daily Rates					

North Carolina

		MINIMUM	RATE RANGE		MEDIAN ANNUAL RATE ¹	FIVE-YEAR ANNUAL GROWTH ²
HOME	Homemaker Services	\$9	\$18	\$25	\$40,040	1%
	Hourly Rates					
COMMUNITY	Home Health Aide Services	\$9	\$18	\$25	\$41,710	0%
	Hourly Rates					
FACILITY	Adult Day Health Care	\$21	\$51	\$125	\$13,260	1%
	Daily Rates					
	Assisted Living Facility (One Bedroom – Single Occupancy)	\$1,000	\$3,000	\$7,143	\$36,000	2%
	Monthly Rates					
	Nursing Home (Semi-Private Room)	\$102	\$206	\$316	\$75,190	3%
	Daily Rates					
	Nursing Home (Private Room)	\$108	\$225	\$630	\$82,125	3%
	Daily Rates					

North Dakota

		MINIMUM	RATE RANGE		MEDIAN ANNUAL RATE ¹	FIVE-YEAR ANNUAL GROWTH ²
HOME	Homemaker Services	\$18	\$26	\$30	\$59,854	4%
	Hourly Rates					
COMMUNITY	Home Health Aide Services	\$18	\$27	\$30	\$62,142	4%
	Hourly Rates					
FACILITY	Adult Day Health Care	\$42	\$75	\$135	\$19,562	6%
	Daily Rates					
	Assisted Living Facility (One Bedroom - Single Occupancy)	\$959	\$3,239	\$5,250	\$38,865	3%
	Monthly Rates					
	Nursing Home (Semi-Private Room)	\$155	\$275	\$407	\$100,375	8%
	Daily Rates					
	Nursing Home (Private Room)	\$169	\$288	\$407	\$104,938	7%
	Daily Rates					

Ohio

		MINIMUM	RATE RANGE MEDIAN MAXIMUM		MEDIAN ANNUAL RATE ¹	FIVE-YEAR ANNUAL GROWTH ²
HOME	Homemaker Services	\$16	\$19	\$30	\$43,564	1%
	Hourly Rates					
COMMUNITY	Home Health Aide Services	\$16	\$20	\$30	\$45,348	1%
	Hourly Rates					
FACILITY	Adult Day Health Care	\$40	\$55	\$125	\$14,300	2%
	Daily Rates					
	Assisted Living Facility (One Bedroom – Single Occupancy)	\$877	\$3,890	\$8,940	\$46,680	3%
	Monthly Rates					
	Nursing Home (Semi-Private Room)	\$94	\$210	\$445	\$76,650	2%
	Daily Rates					
	Nursing Home (Private Room)	\$118	\$235	\$465	\$85,775	3%
	Daily Rates					

Oklahoma

		MINIMUM	RATE RANGE		MEDIAN ANNUAL RATE ¹	FIVE-YEAR ANNUAL GROWTH ²
HOME	Homemaker Services	\$17	\$19	\$27	\$43,426	2%
	Hourly Rates					
COMMUNITY	Home Health Aide Services	\$17	\$20	\$27	\$46,561	2%
	Hourly Rates					
FACILITY	Adult Day Health Care	\$45	\$60	\$75	\$15,600	6%
	Daily Rates					
	Assisted Living Facility (One Bedroom - Single Occupancy)	\$950	\$3,345	\$6,340	\$40,140	6%
	Monthly Rates					
	Nursing Home (Semi-Private Room)	\$110	\$146	\$175	\$53,290	2%
	Daily Rates					
	Nursing Home (Private Room)	\$135	\$165	\$340	\$60,225	3%
	Daily Rates					

Oregon

		MINIMUM	RATE RANGE		MEDIAN ANNUAL RATE ¹	FIVE-YEAR ANNUAL GROWTH ²
HOME	Homemaker Services	\$18	\$22	\$28	\$49,764	2%
	Hourly Rates					
COMMUNITY	Home Health Aide Services	\$18	\$23	\$28	\$51,480	2%
	Hourly Rates					
FACILITY	Adult Day Health Care	\$40	\$89	\$106	\$23,010	-2%
	Daily Rates					
	Assisted Living Facility (One Bedroom – Single Occupancy)	\$2,000	\$3,880	\$6,955	\$46,560	1%
	Monthly Rates					
	Nursing Home (Semi-Private Room)	\$175	\$263	\$297	\$95,904	4%
	Daily Rates					
	Nursing Home (Private Room)	\$185	\$280	\$345	\$102,018	4%
	Daily Rates					

Pennsylvania

		MINIMUM	RATE RANGE		MEDIAN ANNUAL RATE ¹	FIVE-YEAR ANNUAL GROWTH ²
HOME	Homemaker Services	\$13	\$20	\$28	\$46,790	1%
	Hourly Rates					
COMMUNITY	Home Health Aide Services	\$13	\$21	\$28	\$47,911	1%
	Hourly Rates					
FACILITY	Adult Day Health Care	\$30	\$60	\$200	\$15,600	4%
	Daily Rates					
	Assisted Living Facility (One Bedroom - Single Occupancy)	\$900	\$3,555	\$9,570	\$42,660	4%
	Monthly Rates					
	Nursing Home (Semi-Private Room)	\$97	\$289	\$972	\$105,485	4%
	Daily Rates					
	Nursing Home (Private Room)	\$155	\$310	\$1,015	\$113,150	5%
	Daily Rates					

Puerto Rico

		MINIMUM	RATE RANGE		MEDIAN ANNUAL RATE ¹	FIVE-YEAR ANNUAL GROWTH ²
			MEDIAN	MAXIMUM		
HOME	Homemaker Services Hourly Rates	N/A	N/A	N/A	N/A	N/A
COMMUNITY	Home Health Aide Services Hourly Rates	N/A	N/A	N/A	N/A	N/A
FACILITY	Adult Day Health Care Daily Rates	N/A	N/A	N/A	N/A	N/A
	Assisted Living Facility (One Bedroom – Single Occupancy) Monthly Rates	\$1,150	\$1,500	\$3,750	\$18,000	5%
	Nursing Home (Semi-Private Room) Daily Rates	N/A	N/A	N/A	N/A	N/A
	Nursing Home (Private Room) Daily Rates	N/A	N/A	N/A	N/A	N/A

Rhode Island

		MINIMUM	RATE RANGE		MEDIAN ANNUAL RATE ¹	FIVE-YEAR ANNUAL GROWTH ²
HOME	Homemaker Services	\$16	\$24	\$26	\$53,768	4%
	Hourly Rates					
COMMUNITY	Home Health Aide Services	\$24	\$25	\$29	\$56,925	0%
	Hourly Rates					
FACILITY	Adult Day Health Care	\$54	\$67	\$79	\$17,290	1%
	Daily Rates					
	Assisted Living Facility (One Bedroom - Single Occupancy)	\$3,370	\$5,325	\$8,500	\$63,900	6%
	Monthly Rates					
	Nursing Home (Semi-Private Room)	\$167	\$255	\$338	\$93,075	-1%
	Daily Rates					
	Nursing Home (Private Room)	\$190	\$283	\$356	\$103,113	0%
	Daily Rates					

South Carolina

		MINIMUM	RATE RANGE		MEDIAN ANNUAL RATE ¹	FIVE-YEAR ANNUAL GROWTH ²
			MEDIAN	MAXIMUM		
HOME	Homemaker Services Hourly Rates	\$13	\$18	\$27	\$41,184	1%
	Home Health Aide Services Hourly Rates	\$16	\$19	\$27	\$42,328	2%
COMMUNITY	Adult Day Health Care Daily Rates	\$45	\$55	\$85	\$14,381	4%
	Assisted Living Facility (One Bedroom – Single Occupancy) Monthly Rates	\$1,341	\$3,125	\$5,700	\$37,500	3%
FACILITY	Nursing Home (Semi-Private Room) Daily Rates	\$96	\$190	\$331	\$69,350	2%
	Nursing Home (Private Room) Daily Rates	\$122	\$206	\$349	\$75,008	2%

South Dakota

		MINIMUM	RATE RANGE		MEDIAN ANNUAL RATE ¹	FIVE-YEAR ANNUAL GROWTH ²
HOME	Homemaker Services	\$19	\$22	\$40	\$49,764	3%
	Hourly Rates					
COMMUNITY	Home Health Aide Services	\$20	\$23	\$40	\$52,006	4%
	Hourly Rates					
FACILITY	Adult Day Health Care	\$48	\$72	\$96	\$18,720	4%
	Daily Rates					
	Assisted Living Facility (One Bedroom - Single Occupancy)	\$1,900	\$3,023	\$5,250	\$36,276	1%
	Monthly Rates					
	Nursing Home (Semi-Private Room)	\$166	\$199	\$249	\$72,770	3%
	Daily Rates					
	Nursing Home (Private Room)	\$176	\$212	\$257	\$77,380	3%
	Daily Rates					

Tennessee

		MINIMUM	RATE RANGE MEDIAN MAXIMUM		MEDIAN ANNUAL RATE ¹	FIVE-YEAR ANNUAL GROWTH ²
HOME	Homemaker Services	\$12	\$18	\$28	\$40,704	1%
	Hourly Rates					
COMMUNITY	Home Health Aide Services	\$12	\$18	\$28	\$41,184	1%
	Hourly Rates					
FACILITY	Adult Day Health Care	\$35	\$62	\$132	\$16,120	5%
	Daily Rates					
	Assisted Living Facility (One Bedroom – Single Occupancy)	\$600	\$3,395	\$7,128	\$40,740	2%
	Monthly Rates					
	Nursing Home (Semi-Private Room)	\$150	\$192	\$258	\$70,080	3%
	Daily Rates					
	Nursing Home (Private Room)	\$152	\$207	\$412	\$75,555	3%
	Daily Rates					

Texas

		MINIMUM	RATE RANGE		MEDIAN ANNUAL RATE ¹	FIVE-YEAR ANNUAL GROWTH ²
HOME	Homemaker Services	\$8	\$19	\$35	\$42,328	1%
	Hourly Rates					
COMMUNITY	Home Health Aide Services	\$8	\$19	\$35	\$42,603	1%
	Hourly Rates					
FACILITY	Adult Day Health Care	\$10	\$35	\$155	\$9,100	3%
	Daily Rates					
	Assisted Living Facility (One Bedroom - Single Occupancy)	\$900	\$3,545	\$9,000	\$42,540	3%
	Monthly Rates					
	Nursing Home (Semi-Private Room)	\$90	\$140	\$260	\$51,100	3%
	Daily Rates					
	Nursing Home (Private Room)	\$101	\$188	\$391	\$68,620	3%
	Daily Rates					

Utah

		MINIMUM	RATE RANGE		MEDIAN ANNUAL RATE ¹	FIVE-YEAR ANNUAL GROWTH ²
HOME	Homemaker Services	\$15	\$21	\$30	\$48,048	1%
	Hourly Rates					
COMMUNITY	Home Health Aide Services	\$15	\$21	\$30	\$48,048	0%
	Hourly Rates					
FACILITY	Adult Day Health Care	\$48	\$89	\$90	\$23,140	18%
	Daily Rates					
	Assisted Living Facility (One Bedroom – Single Occupancy)	\$2,000	\$3,000	\$6,750	\$36,000	1%
	Monthly Rates					
	Nursing Home (Semi-Private Room)	\$135	\$175	\$300	\$63,875	3%
	Daily Rates					
	Nursing Home (Private Room)	\$147	\$210	\$500	\$76,650	4%
	Daily Rates					

Vermont

		MINIMUM	RATE RANGE		MEDIAN ANNUAL RATE ¹	FIVE-YEAR ANNUAL GROWTH ²
HOME	Homemaker Services	\$11	\$21	\$25	\$48,048	1%
	Hourly Rates					
COMMUNITY	Home Health Aide Services	\$11	\$22	\$28	\$50,336	1%
	Hourly Rates					
FACILITY	Adult Day Health Care	\$120	\$124	\$150	\$32,136	1%
	Daily Rates					
	Assisted Living Facility (One Bedroom - Single Occupancy)	\$1,266	\$4,020	\$6,050	\$48,240	6%
	Monthly Rates					
	Nursing Home (Semi-Private Room)	\$260	\$280	\$362	\$102,018	3%
	Daily Rates					
	Nursing Home (Private Room)	\$260	\$288	\$500	\$105,120	2%
	Daily Rates					

Virginia

		MINIMUM	RATE RANGE		MEDIAN ANNUAL RATE ¹	FIVE-YEAR ANNUAL GROWTH ²
HOME	Homemaker Services	\$14	\$18	\$28	\$41,184	2%
	Hourly Rates					
COMMUNITY	Home Health Aide Services	\$14	\$19	\$28	\$43,472	1%
	Hourly Rates					
FACILITY	Adult Day Health Care	\$48	\$65	\$107	\$16,900	4%
	Daily Rates					
	Assisted Living Facility (One Bedroom – Single Occupancy)	\$1,200	\$3,933	\$10,350	\$47,196	2%
	Monthly Rates					
	Nursing Home (Semi-Private Room)	\$165	\$221	\$760	\$80,483	4%
	Daily Rates					
	Nursing Home (Private Room)	\$175	\$254	\$765	\$92,688	5%
	Daily Rates					

Washington

		MINIMUM	RATE RANGE		MEDIAN ANNUAL RATE ¹	FIVE-YEAR ANNUAL GROWTH ²
HOME	Homemaker Services	\$16	\$24	\$38	\$54,088	3%
	Hourly Rates					
COMMUNITY	Home Health Aide Services	\$16	\$24	\$38	\$54,912	2%
	Hourly Rates					
FACILITY	Adult Day Health Care	\$40	\$68	\$165	\$17,563	2%
	Daily Rates					
	Assisted Living Facility (One Bedroom - Single Occupancy)	\$1,845	\$4,625	\$9,750	\$55,500	3%
	Monthly Rates					
	Nursing Home (Semi-Private Room)	\$178	\$266	\$525	\$96,933	4%
	Daily Rates					
	Nursing Home (Private Room)	\$191	\$289	\$525	\$105,631	4%
	Daily Rates					

West Virginia

		MINIMUM	RATE RANGE		MEDIAN ANNUAL RATE ¹	FIVE-YEAR ANNUAL GROWTH ²
HOME	Homemaker Services	\$13	\$16	\$24	\$36,608	2%
	Hourly Rates					
COMMUNITY	Home Health Aide Services	\$14	\$16	\$24	\$36,608	2%
	Hourly Rates					
FACILITY	Adult Day Health Care	\$25	\$72	\$150	\$18,720	4%
	Daily Rates					
	Assisted Living Facility (One Bedroom - Single Occupancy)	\$1,600	\$3,500	\$8,452	\$42,000	5%
	Monthly Rates					
	Nursing Home (Semi-Private Room)	\$196	\$282	\$355	\$102,748	6%
	Daily Rates					
	Nursing Home (Private Room)	\$210	\$295	\$365	\$107,631	5%
	Daily Rates					

Wisconsin

		MINIMUM	RATE RANGE		MEDIAN ANNUAL RATE ¹	FIVE-YEAR ANNUAL GROWTH ²
HOME	Homemaker Services	\$16	\$21	\$35	\$48,048	2%
	Hourly Rates					
COMMUNITY	Home Health Aide Services	\$16	\$22	\$35	\$50,336	1%
	Hourly Rates					
FACILITY	Adult Day Health Care	\$43	\$65	\$112	\$16,900	2%
	Daily Rates					
	Assisted Living Facility (One Bedroom - Single Occupancy)	\$740	\$3,980	\$10,000	\$47,760	3%
	Monthly Rates					
	Nursing Home (Semi-Private Room)	\$175	\$247	\$815	\$90,064	4%
	Daily Rates					
	Nursing Home (Private Room)	\$185	\$273	\$836	\$99,499	4%
	Daily Rates					

Wyoming

		MINIMUM	RATE RANGE		MEDIAN ANNUAL RATE ¹	FIVE-YEAR ANNUAL GROWTH ²
HOME	Homemaker Services	\$18	\$20	\$24	\$46,561	5%
	Hourly Rates					
COMMUNITY	Home Health Aide Services	\$19	\$22	\$24	\$49,421	6%
	Hourly Rates					
FACILITY	Adult Day Health Care	\$39	\$50	\$106	\$13,000	-3%
	Daily Rates					
	Assisted Living Facility (One Bedroom - Single Occupancy)	\$2,250	\$3,900	\$4,695	\$46,800	2%
	Monthly Rates					
	Nursing Home (Semi-Private Room)	\$174	\$220	\$300	\$80,300	3%
	Daily Rates					
	Nursing Home (Private Room)	\$190	\$245	\$300	\$89,243	4%
	Daily Rates					

Data Table End Notes

¹ Median Annual Rates* are calculated based on the following:

Homemaker Services - hourly rate multiplied by 44 hours per week, multiplied by 52 weeks

Home Health Aide Services - hourly rate multiplied by 44 hours per week, multiplied by 52 weeks

Adult Day Health Care - daily rate multiplied by 5 days per week, multiplied by 52 weeks

Assisted Living Facility - monthly rate multiplied by 12 months

Nursing Home - daily rate multiplied by 365 days

² Represents the compound annual growth rate based on Genworth Cost of Care Survey data from 2010 to 2015.

Data is rounded to the nearest percentage point.

* Hourly, daily and monthly rates are rounded to the nearest whole dollar.

Region Definitions

State Name	State or Region	Counties
Alabama	AL - Anniston-Oxford-Jacksonville	Calhoun
	AL - Auburn-Opelika	Lee
	AL - Birmingham-Hoover	Bibb, Blount, Chilton, Jefferson, St. Clair, Shelby, Walker
	AL - Daphne-Fairhope-Foley	Baldwin
	AL - Decatur	Lawrence, Morgan
	AL - Dothan	Geneva, Henry, Houston
	AL - Florence-Muscle Shoals	Colbert, Lauderdale
	AL - Gadsden	Etowah
	AL - Huntsville	Limestone, Madison
	AL - Mobile	Mobile
	AL - Montgomery	Autauga, Elmore, Lowndes, Montgomery
	AL - Tuscaloosa	Hale, Pickens, Tuscaloosa
	AL - Rest of State	Remaining Counties
Alaska	AK - Anchorage	Anchorage, Matanuska-Susitna
	AK - Fairbanks	Fairbanks North Star
	AK - Rest of State	Remaining Boroughs
Arizona	AZ - Flagstaff	Coconino
	AZ - Lake Havasu City-Kingman	Mohave
	AZ - Phoenix-Mesa-Scottsdale	Maricopa, Pinal
	AZ - Prescott	Yavapai
	AZ - Sierra Vista-Douglas	Cochise
	AZ - Tucson	Pima
	AZ - Yuma	Yuma
	AZ - Rest of State	Remaining Counties
Arkansas	AR/MO - Fayetteville-Springdale-Rogers	Benton, Madison, McDonald (MO), Washington
	AR/OK - Fort Smith	Crawford, Leflore (OK), Sebastian, Sequoyah (OK)
	AR - Hot Springs	Garland
	AR - Jonesboro	Craighead, Poinsett
	AR - Little Rock-North Little Rock-Conway	Faulkner, Grant, Lonoke, Perry, Pulaski, Saline
	AR - Pine Bluff	Cleveland, Jefferson, Lincoln
	AR - Rest of State	Remaining Counties
California	CA - Bakersfield	Kern
	CA - Chico	Butte
	CA - East Bay	Alameda, Contra Costa
	CA - El Centro	Imperial
	CA - Fresno	Fresno
	CA - Hanford-Corcoran	Kings

Region Definitions

State Name	State or Region	Counties
California (cont.)	CA - Los Angeles	Los Angeles
	CA - Madera	Madera
	CA - Merced	Merced
	CA - Modesto	Stanislaus
	CA - Napa	Napa
	CA - Orange County	Orange
	CA - Oxnard-Thousand Oaks-Ventura	Ventura
	CA - Redding	Shasta
	CA - Riverside-San Bernardino-Ontario	Riverside, San Bernardino
	CA - Sacramento-Roseville-Arden-Arcade	El Dorado, Placer, Sacramento, Yolo
	CA - Salinas	Monterey
	CA - San Diego-Carlsbad	San Diego
	CA - San Francisco	San Francisco
	CA - San Jose-Sunnyvale-Santa Clara	San Benito, Santa Clara
	CA - San Luis Obispo-Paso Robles-Arroyo Grande	San Luis Obispo
	CA - San Mateo	San Mateo
	CA - Santa Cruz-Watsonville	Santa Cruz
	CA - Santa Maria-Santa Barbara	Santa Barbara
	CA - Santa Rosa-San Rafael	Marin, Sonoma
	CA - Stockton-Lodi	San Joaquin
Colorado	CA - Vallejo-Fairfield	Solano
	CA - Visalia-Porterville	Tulare
	CA - Yuba City	Sutter, Yuba
	CA - Rest of State	Remaining Counties
	CO - Boulder	Boulder
	CO - Colorado Springs	El Paso, Teller
	CO - Denver-Aurora-Lakewood	Adams, Arapahoe, Broomfield, Clear Creek, Denver, Douglas, Elbert, Gilpin, Jefferson, Park
	CO - Fort Collins	Larimer
Connecticut	CO - Grand Junction	Mesa
	CO - Greeley	Weld
	CO - Pueblo	Pueblo
	CO - Rest of State	Remaining Counties
	CT - Bridgeport-Stamford-Norwalk	Fairfield
	CT - Hartford-West Hartford-East Hartford	Hartford, Middlesex, Tolland

Region Definitions

State Name	State or Region	Counties
Connecticut (cont.)	CT - New Haven-Milford	New Haven
	CT - Norwich-New London	New London
	CT - Rest of State	Remaining Counties
Delaware	DE - Dover	Kent
District of Columbia	DC/MD/VA/WV - Washington-Arlington-Alexandria	Alexandria City (VA), Arlington (VA), Calvert (MD), Charles (MD), Clarke (VA), Culpeper (VA), District of Columbia, Fairfax City (VA), Fairfax (VA), Falls Church (VA), Fauquier (VA), Fredericksburg City (VA), Jefferson (WV), Loudoun (VA), Manassas City (VA), Manassas Park City (VA), Prince George's (MD), Prince William (VA), Rappahannock (VA), Spotsylvania (VA), Stafford (VA), Warren (VA)
Florida	FL - Cape Coral-Fort Myers	Lee
	FL - Crestview-Fort Walton Beach-Destin	Okaloosa, Walton
	FL - Deltona-Daytona Beach-Ormond Beach	Flagler, Volusia
	FL - Gainesville	Alachua, Gilchrist
	FL - Homosassa Springs	Citrus
	FL - Jacksonville	Baker, Clay, Duval, Nassau, St. Johns
	FL - Lakeland-Winter Haven	Polk
	FL - Miami-Fort Lauderdale-West Palm Beach	Broward, Miami-Dade, Palm Beach
	FL - Naples-Immokalee-Marco Island	Collier
	FL - North Port-Sarasota-Bradenton	Manatee, Sarasota
	FL - Ocala	Marion
	FL - Orlando-Kissimmee-Sanford	Lake, Orange, Osceola, Seminole
	FL - Palm Bay-Melbourne-Titusville	Brevard
	FL - Panama City	Bay, Gulf
	FL - Pensacola-Ferry Pass-Brent	Escambia, Santa Rosa
	FL - Port St. Lucie	Martin, St. Lucie
	FL - Punta Gorda	Charlotte
	FL - Sebastian-Vero Beach	Indian River
	FL - Sebring	Highlands
	FL - Tallahassee	Gadsden, Jefferson, Leon, Wakulla
Georgia	FL - Tampa-St. Petersburg-Clearwater	Hernando, Hillsborough, Pasco, Pinellas
	FL - The Villages	Sumter
	FL - Rest of State	Remaining Counties
Georgia	GA - Albany	Baker, Dougherty, Lee, Terrell, Worth
	GA - Athens-Clarke County	Clarke, Madison, Oconee, Oglethorpe

Region Definitions

State Name	State or Region	Counties
Georgia (cont.)	GA - Atlanta-Sandy Springs-Roswell	Barrow, Bartow, Butts, Carroll, Cherokee, Clayton, Cobb, Coweta, Dawson, DeKalb, Douglas, Fayette, Forsyth, Fulton, Gwinnett, Haralson, Heard, Henry, Jasper, Lamar, Meriwether, Morgan, Newton, Paulding, Pickens, Pike, Rockdale, Spalding, Walton
	GA/SC - Augusta-Richmond County	Aiken (SC), Burke, Columbia, Edgefield (SC), Lincoln, McDuffie, Richmond
	GA - Brunswick	Brantley, Glynn, McIntosh
	GA/AL - Columbus	Chattahoochee, Harris, Marion, Muscogee, Russell (AL)
	GA - Dalton	Murray, Whitfield
	GA - Gainesville	Hall
	GA - Hinesville	Liberty, Long
	GA - Macon	Bibb, Crawford, Jones, Monroe, Twiggs
	GA - Rome	Floyd
	GA - Savannah	Bryan, Chatham, Effingham
	GA - Valdosta	Brooks, Echols, Lanier, Lowndes
	GA - Warner Robins	Houston, Peach, Pulaski
	GA - Rest of State	Remaining Counties
Hawaii	HI - Kahului-Wailuku-Lahaina	Kalawao, Maui
	HI - Urban Honolulu	Honolulu
	HI - Rest of State	Remaining Counties
Idaho	ID - Boise City	Ada, Boise, Canyon, Gem, Owyhee
	ID - Coeur d'Alene	Kootenai
	ID - Idaho Falls	Bonneville, Butte, Jefferson
	ID/WA - Lewiston	Asotin (WA), Nez Perce
	ID - Pocatello	Bannock
	ID - Rest of State	Remaining Counties
Illinois	IL - Bloomington	Dewitt, McLean
	IL - Carbondale-Marion	Jackson, Williamson
	IL - Champaign-Urbana	Champaign, Ford, Piatt
	IL/IN/WI - Chicago-Naperville-Elgin	Cook, DeKalb, DuPage, Grundy, Jasper (IN), Kane, Kendall, Kenosha (WI), Lake, Lake (IN), McHenry, Newton (IN), Porter (IN), Will
	IL - Danville	Vermilion
	IL - Decatur	Macon
	IL - Kankakee	Kankakee
	IL - Peoria	Marshall, Peoria, Stark, Tazewell, Woodford
	IL - Rockford	Boone, Winnebago
	IL - Springfield	Menard, Sangamon
	IL - Rest of State	Remaining Counties

Region Definitions

State Name	State or Region	Counties
Indiana	IN - Bloomington	Monroe, Owen
	IN - Columbus	Bartholomew
	IN - Elkhart-Goshen	Elkhart
	IN/KY - Evansville	Henderson (KY), Posey, Vanderburgh, Warrick
	IN - Fort Wayne	Allen, Wells, Whitley
	IN - Indianapolis-Carmel-Anderson	Boone, Brown, Hamilton, Hancock, Hendricks, Johnson, Madison, Marion, Morgan, Putnam, Shelby
	IN - Kokomo	Howard
	IN - Lafayette-West Lafayette	Benton, Carroll, Tippecanoe
	IN - Michigan City-La Porte	LaPorte
	IN - Muncie	Delaware
	IN/MI - South Bend-Mishawaka	Cass (MI), St. Joseph
	IN - Terre Haute	Clay, Sullivan, Vermillion, Vigo
	IN - Rest of State	Remaining Counties
Iowa	IA - Ames	Story
	IA - Cedar Rapids	Benton, Jones, Linn
	IA/IL - Davenport-Moline-Rock Island	Henry (IL), Mercer (IL), Rock Island (IL), Scott
	IA - Des Moines-West Des Moines	Dallas, Guthrie, Madison, Polk, Warren
	IA - Dubuque	Dubuque
	IA - Iowa City	Johnson, Washington
	IA/NE/SD - Sioux City	Dakota (NE), Dixon (NE), Plymouth, Union (SD), Woodbury
	IA - Waterloo-Cedar Falls	Black Hawk, Bremer, Grundy
	IA - Rest of State	Remaining Counties
Kansas	KS - Lawrence	Douglas
	KS - Manhattan	Pottawatomie, Riley
	KS - Topeka	Jackson, Jefferson, Osage, Shawnee, Wabaunsee
	KS - Wichita	Butler, Harvey, Kingman, Sedgwick, Sumner
	KS - Rest of State	Remaining Counties
Kentucky	KY - Bowling Green	Allen, Butler, Edmonson, Warren
	KY - Elizabethtown-Fort Knox	Hardin, Larue, Meade
	KY - Lexington-Fayette	Bourbon, Clark, Fayette, Jessamine, Scott, Woodford
	KY/IN - Louisville-Jefferson County	Bullitt, Clark (IN), Floyd (IN), Harrison (IN), Henry, Jefferson, Oldham, Scott (IN), Shelby, Spencer, Trimble, Washington (IN)
	KY - Owensboro	Daviess, Hancock, McLean
	KY - Rest of State	Remaining Counties
Louisiana	LA - Alexandria	Grant, Rapides
	LA - Baton Rouge	Ascension, East Baton Rouge, East Feliciana, Iberville, Livingston, Pointe Coupee, St. Helena, West Baton Rouge, West Feliciana
	LA - Hammond	Tangipahoa

Region Definitions

State Name	State or Region	Counties
Louisiana (cont.)	LA - Houma-Thibodaux	Lafourche, Terrebonne
	LA - Lafayette	Acadia, Iberia, Lafayette, St. Martin, Vermilion
	LA - Lake Charles	Calcasieu, Cameron
	LA - Monroe	Ouachita, Union
	LA - New Orleans-Metairie	Jefferson, Orleans, Plaquemines, Saint Bernard, Saint Charles, Saint James, Saint Tammany, St. John the Baptist
	LA - Shreveport-Bossier	Bossier, Caddo, DeSoto, Webster
	LA - Rest of State	Remaining Parishes
Maine	ME - Bangor	Penobscot
	ME - Lewiston-Auburn	Androscoggin
	ME - Portland-South Portland	Cumberland, Sagadahoc, York
	ME - Rest of State	Remaining Counties
Maryland	MD - Baltimore-Columbia-Towson	Anne Arundel, Baltimore, Baltimore City, Carroll, Harford, Howard, Queen Anne's
	MD - California-Lexington Park	St. Mary's
	MD/WV - Cumberland	Allegany, Mineral (WV)
	MD - Frederick-Rockville	Frederick, Montgomery
	MD/WV - Hagerstown-Martinsburg	Berkley (WV), Washington
	MD/DE - Salisbury	Somerset, Sussex (DE), Wicomico, Worcester
	MD - Rest of State	Remaining Counties
Massachusetts	MA - Barnstable Town	Barnstable
	MA/NH - Boston-Cambridge-Newton	Essex, Middlesex, Norfolk, Plymouth, Rockingham (NH), Strafford (NH), Suffolk
	MA - Pittsfield	Berkshire
	MA - Springfield	Hampden, Hampshire
	MA/CT - Worcester	Windham (CT), Worcester
	MA - Rest of State	Remaining Counties
Michigan	MI - Ann Arbor	Washtenaw
	MI - Battle Creek	Calhoun
	MI - Bay City	Bay
	MI - Detroit-Warren-Dearborn	Lapeer, Livingston, Macomb, Oakland, St. Clair, Wayne
	MI - Flint	Genesee
	MI - Grand Rapids-Wyoming	Barry, Kent, Montcalm, Ottawa
	MI - Jackson	Jackson
	MI - Kalamazoo-Portage	Kalamazoo, Van Buren
	MI - Lansing-East Lansing	Clinton, Eaton, Ingham
	MI - Midland	Midland
	MI - Monroe	Monroe
	MI - Muskegon	Muskegon
	MI - Niles-Benton Harbor	Berrien

Region Definitions

State Name	State or Region	Counties
Michigan (cont.)	MI - Saginaw	Saginaw
	MI - Rest of State	Remaining Counties
Minnesota	MN/WI - Duluth	Carlton, Douglas (WI), St. Louis
	MN - Mankato-North Mankato	Blue Earth, Nicollet
	MN/WI - Minneapolis-St. Paul-Bloomington	Anoka, Carver, Chisago, Dakota, Hennepin, Isanti, Le Sueur, Mille Lacs, Pierce (WI), Ramsey, St. Croix (WI), Scott, Sherburne, Sibley, Washington, Wright
	MN - Rochester	Dodge, Fillmore, Olmsted, Wabasha
	MN - St. Cloud	Benton, Stearns
	MN - Rest of State	Remaining Counties
Mississippi	MS - Gulfport-Biloxi-Pascagoula	Hancock, Harrison, Jackson
	MS - Hattiesburg	Forrest, Lamar, Perry
	MS - Jackson	Copiah, Hinds, Madison, Rankin, Simpson, Yazoo
	MS - Rest of State	Remaining Counties
Missouri	MO/IL - Cape Girardeau	Alexander (IL), Bollinger, Cape Girardeau
	MO - Columbia	Boone
	MO - Jefferson City	Callaway, Cole, Moniteau, Osage
	MO - Joplin	Jasper, Newton
	MO/KS - Kansas City	Bates, Caldwell, Cass, Clay, Clinton, Jackson, Johnson (KS), Lafayette, Leavenworth (KS), Linn (KS), Miami (KS), Platte, Ray, Wyandotte (KS)
	MO - Springfield	Christian, Dallas, Greene, Polk, Webster
	MO/KS - St. Joseph	Andrew, Buchanan, DeKalb, Doniphan (KS)
	MO/IL - St. Louis	Bond (IL), Calhoun (IL), Clinton (IL), Franklin, Jefferson, Jersey (IL), Lincoln, Macoupin (IL), Madison (IL), Monroe (IL), St. Charles, St. Clair (IL), St. Louis City, St. Louis, Warren
	MO - Rest of State	Remaining Counties
Montana	MT - Billings	Carbon, Golden Valley, Yellowstone
	MT - Great Falls	Cascade
	MT - Missoula	Missoula
	MT - Rest of State	Remaining Counties
Nebraska	NE - Grand Island	Hall, Hamilton, Howard, Merrick
	NE - Lincoln	Lancaster, Seward
	NE/IA - Omaha-Council Bluffs	Cass, Douglas, Harrison (IA), Mills (IA), Pottawattamie (IA), Sarpy, Saunders, Washington
	NE - Rest of State	Remaining Counties
Nevada	NV - Carson City	Carson City
	NV - Las Vegas-Henderson-Paradise	Clark
	NV - Reno	Storey, Washoe
	NV - Rest of State	Remaining Counties

Region Definitions

State Name	State or Region	Counties
New Hampshire	NH - Manchester-Nashua	Hillsborough
	NH - Rest of State	Remaining Counties
New Jersey	NJ - Atlantic City-Hammonton	Atlantic
	NJ - Northern New Jersey	Bergen, Essex, Hudson, Hunterdon, Middlesex, Monmouth, Morris, Ocean, Passaic, Somerset, Sussex, Union
	NJ - Ocean City	Cape May
	NJ - Trenton	Mercer
	NJ - Vineland-Bridgeton	Cumberland
New Mexico	NM - Albuquerque	Bernalillo, Sandoval, Torrance, Valencia
	NM - Farmington	San Juan
	NM - Las Cruces	Dona Ana
	NM - Santa Fe	Santa Fe
	NM - Rest of State	Remaining Counties
New York	NY - Albany-Schenectady-Troy	Albany, Rensselaer, Saratoga, Schenectady, Schoharie
	NY - Binghamton	Broome, Tioga
	NY - Bronx	Bronx
	NY - Brooklyn	Kings
	NY - Buffalo-Cheektowaga-Niagara Falls	Erie, Niagara
	NY - Elmira	Chemung
	NY - Glens Falls	Warren, Washington
	NY - Ithaca	Tompkins
	NY - Kingston	Ulster
	NY - Long Island	Nassau, Suffolk
	NY - Manhattan	New York
	NY/PA - Outer New York City Area	Dutchess, Orange, Pike (PA), Putnam, Rockland, Westchester
	NY - Queens	Queens
	NY - Rochester	Livingston, Monroe, Ontario, Orleans, Wayne, Yates
	NY - Staten Island	Richmond
	NY - Syracuse	Madison, Onondaga, Oswego
	NY - Utica-Rome	Herkimer, Oneida
	NY - Watertown-Fort Drum	Jefferson
	NY - Rest of State	Remaining Counties
North Carolina	NC - Asheville	Buncombe, Haywood, Henderson, Madison
	NC - Burlington	Alamance
	NC/SC - Charlotte-Concord-Gastonia	Cabarrus, Chester (SC), Gaston, Iredell, Lancaster (SC), Lincoln, Mecklenburg, Rowan, Union, York (SC)
	NC - Durham-Chapel Hill	Chatham, Durham, Orange, Person
	NC - Fayetteville	Cumberland, Hoke

Region Definitions

State Name	State or Region	Counties
North Carolina (cont.)	NC - Goldsboro	Wayne
	NC - Greensboro-High Point	Guilford, Randolph, Rockingham
	NC - Greenville	Pitt
	NC - Hickory-Lenoir-Morganton	Alexander, Burke, Caldwell, Catawba
	NC - Jacksonville	Onslow
	NC - New Bern	Craven, Jones, Pamlico
	NC - Raleigh	Franklin, Johnston, Wake
	NC - Rocky Mount	Edgecombe, Nash
	NC - Wilmington	New Hanover, Pender
	NC - Winston-Salem	Davidson, Davie, Forsyth, Stokes, Yadkin
	NC - Rest of State	Remaining Counties
North Dakota	ND - Bismarck	Burleigh, Morton, Oliver, Sioux
	ND/MN - Fargo	Cass, Clay
	ND/MN - Grand Forks	Grand Forks, Polk (MN)
	ND - Rest of State	Remaining Counties
Ohio	OH - Akron	Portage, Summit
	OH - Canton-Massillon	Carroll, Stark
	OH/IN/KY - Cincinnati	Boone (KY), Bracken (KY), Brown, Butler, Campbell (KY), Clermont, Dearborn (IN), Gallatin (KY), Grant (KY), Hamilton, Kenton (KY), Ohio (IN), Pendleton (KY), Union (IN), Warren
	OH - Cleveland-Elyria	Cuyahoga, Geauga, Lake, Lorain, Medina
	OH - Columbus	Delaware, Fairfield, Franklin, Hocking, Licking, Madison, Morrow, Perry, Pickaway, Union
	OH - Dayton	Greene, Miami, Montgomery
	OH - Lima	Allen
	OH - Mansfield	Richland
	OH - Springfield	Clark
	OH - Toledo	Fulton, Lucas, Wood
	OH/PA - Youngstown-Warren-Boardman	Mahoning, Mercer (PA), Trumbull
	OH - Rest of State	Remaining Counties
Oklahoma	OK - Lawton	Comanche, Cotton
	OK - Oklahoma City	Canadian, Cleveland, Grady, Lincoln, Logan, McClain, Oklahoma
	OK - Tulsa	Creek, Okmulgee, Osage, Pawnee, Rogers, Tulsa, Wagoner
	OK - Rest of State	Remaining Counties
Oregon	OK - Albany	Linn
	OR - Bend-Redmond	Deschutes
	OR - Corvallis	Benton
	OR - Eugene	Lane

Region Definitions

State Name	State or Region	Counties
Oregon (cont.)	OR - Grants Pass	Josephine
	OR - Medford	Jackson
	OR/WA - Portland-Vancouver-Hillsboro	Clackamas, Clark (WA), Columbia, Multnomah, Skamania (WA), Washington, Yamhill
	OR - Salem	Marion, Polk
	OR - Rest of State	Remaining Counties
Pennsylvania	PA/NJ - Allentown-Bethlehem-Easton	Carbon, Lehigh, Northampton, Warren (NJ)
	PA - Altoona	Blair
	PA - Bloomsburg-Berwick	Columbia, Montour
	PA - Chambersburg-Waynesboro	Franklin
	PA - East Stroudsburg	Monroe
	PA - Erie	Erie
	PA - Gettysburg	Adams
	PA - Harrisburg-Carlisle	Cumberland, Dauphin, Perry
	PA - Johnstown	Cambria
	PA - Lancaster	Lancaster
	PA - Lebanon	Lebanon
	PA/DE/MD/NJ - Philadelphia-Camden-Wilmington	Bucks, Burlington (NJ), Camden (NJ), Cecil (MD), Chester, Delaware, Gloucester (NJ), Montgomery, New Castle (DE), Philadelphia, Salem (NJ)
	PA - Pittsburgh	Allegheny, Armstrong, Beaver, Butler, Fayette, Washington, Westmoreland
	PA - Reading	Berks
	PA - Scranton-Wilkes-Barre-Hazleton	Lackawanna, Luzerne, Wyoming
	PA - State College	Centre
	PA - Williamsport	Lycoming
	PA - York-Hanover	York
	PA - Rest of State	Remaining Counties
Puerto Rico	PR - Puerto Rico	All Municipalities
Rhode Island	RI/MA - Providence-Warwick	Bristol, Bristol (MA), Kent, Newport, Providence, Washington
South Carolina	SC - Charleston-North Charleston	Berkeley, Charleston, Dorchester
	SC - Columbia	Calhoun, Fairfield, Kershaw, Lexington, Richland, Saluda
	SC - Florence	Darlington, Florence
	SC - Greenville-Anderson-Mauldin	Anderson, Greenville, Laurens, Pickens
	SC - Hilton Head Island-Bluffton-Beaufort	Beaufort, Jasper
	SC/NC - Myrtle Beach-Conway-North Myrtle Beach	Brunswick (NC), Horry
	SC - Spartanburg	Spartanburg, Union
	SC - Sumter	Sumter
	SC - Rest of State	Remaining Counties

Region Definitions

State Name	State or Region	Counties
South Dakota	SD - Rapid City	Custer, Meade, Pennington
	SD - Sioux Falls	Lincoln, McCook, Minnehaha, Turner
	SD - Rest of State	Remaining Counties
Tennessee	TN/GA - Chattanooga	Catoosa (GA), Dade (GA), Hamilton, Marion, Sequatchie, Walker (GA)
	TN/KY - Clarksville	Christian (KY), Montgomery, Trigg (KY)
	TN - Cleveland	Bradley, Polk
	TN - Jackson	Chester, Crockett, Madison
	TN - Johnson City	Carter, Unicoi, Washington
	TN/VA - Kingsport-Bristol-Bristol	Bristol (VA), Hawkins, Scott (VA), Sullivan, Washington (VA)
	TN - Knoxville	Anderson, Blount, Campbell, Grainger, Knox, Loudon, Morgan, Roane, Union
	TN/AR/MS - Memphis	Benton (MS), Crittenden (AR), DeSoto (MS), Fayette, Marshall (MS), Shelby, Tate (MS), Tipton, Tunica (MS)
	TN - Morristown	Hamblen, Jefferson
	TN - Nashville-Davidson-Murfreesboro-Franklin	Cannon, Cheatham, Davidson, Dickson, Hickman, Macon, Maury, Robertson, Rutherford, Smith, Sumner, Trousdale, Williamson, Wilson
	TN - Rest of State	Remaining Counties
Texas	TX - Abilene	Callahan, Jones, Taylor
	TX - Amarillo	Armstrong, Carson, Oldham, Potter, Randall
	TX - Austin-Round Rock	Bastrop, Caldwell, Hays, Travis, Williamson
	TX - Beaumont-Port Arthur	Hardin, Jefferson, Newton, Orange
	TX - Brownsville-Harlingen	Cameron
	TX - College Station-Bryan	Brazos, Burleson, Robertson
	TX - Corpus Christi	Aransas, Nueces, San Patricio
	TX - Dallas-Fort Worth-Arlington	Collin, Dallas, Denton, Ellis, Hood, Hunt, Johnson, Kaufman, Parker, Rockwall, Somervell, Tarrant, Wise
	TX - El Paso	El Paso, Hudspeth
	TX - Houston-The Woodlands-Sugar Land	Austin, Brazoria, Chambers, Fort Bend, Galveston, Harris, Liberty, Montgomery, Waller
	TX - Killeen-Temple	Bell, Coryell, Lampasas
	TX - Laredo	Webb
	TX - Longview	Gregg, Rusk, Upshur
	TX - Lubbock	Crosby, Lubbock, Lynn
	TX - McAllen-Edinburg-Mission	Hidalgo
	TX - Midland	Martin, Midland
	TX - Odessa	Ector
	TX - San Angelo	Irion, Tom Green
	TX - San Antonio-New Braunfels	Atascosa, Bandera, Bexar, Comal, Guadalupe, Kendall, Medina, Wilson
	TX - Sherman-Denison	Grayson

Region Definitions

State Name	State or Region	Counties
Texas (cont.)	TX/AR - Texarkana	Bowie, Little River (AR), Miller (AR)
	TX - Tyler	Smith
	TX - Victoria	Goliad, Victoria
	TX - Waco	Falls, McLennan
	TX - Wichita Falls	Archer, Clay, Wichita
	TX - Rest of State	Remaining Counties
Utah	UT/ID - Logan	Cache, Franklin (ID)
	UT - Ogden-Clearfield	Box Elder, Davis, Morgan, Weber
	UT - Provo-Orem	Juab, Utah
	UT - Salt Lake City	Salt Lake, Tooele
	UT - St. George	Washington
	UT - Rest of State	Remaining Counties
Vermont	VT - Burlington-South Burlington	Chittenden, Franklin, Grand Isle
	VT - Rest of State	Remaining Counties
Virginia	VA - Blacksburg-Christiansburg-Radford	Floyd, Giles, Montgomery, Pulaski, Radford City
	VA - Charlottesville	Albemarle, Buckingham, Charlottesville City, Fluvanna, Greene, Nelson
	VA - Harrisonburg	Harrisonburg City, Rockingham
	VA - Lynchburg	Amherst, Appomattox, Bedford, Bedford City, Campbell, Lynchburg City
	VA - Richmond	Amelia, Caroline, Charles City, Chesterfield, Colonial Heights City, Dinwiddie, Goochland, Hanover, Henrico, Hopewell City, King William, New Kent, Petersburg City, Powhatan, Prince George, Richmond City, Sussex
	VA - Roanoke	Botetourt, Craig, Franklin, Roanoke, Roanoke City, Salem
	VA - Staunton-Waynesboro	Augusta, Staunton City, Waynesboro City
	VA/NC - Virginia Beach-Norfolk-Newport News	Chesapeake City, Currituck (NC), Gates (NC), Gloucester, Hampton City, Isle of Wight, James City, Mathews, Newport News City, Norfolk City, Poquoson City, Portsmouth City, Suffolk City, Virginia Beach City, Williamsburg City, York
	VA/WV - Winchester	Frederick, Hampshire (WV), Winchester City
	VA - Rest of State	Remaining Counties
Washington	WA - Bellingham	Whatcom
	WA - Bremerton-Silverdale	Kitsap
	WA - Kennewick-Richland	Benton, Franklin
	WA - Longview	Cowlitz
	WA - Mount Vernon-Anacortes	Skagit
	WA - Olympia-Tumwater	Thurston
	WA - Seattle-Tacoma-Bellevue	King, Pierce, Snohomish
	WA - Spokane-Spokane Valley	Pend Oreille, Spokane, Stevens
	WA - Walla Walla	Columbia, Walla Walla

Region Definitions

State Name	State or Region	Counties
Washington (cont.)	WA - Wenatchee	Chelan, Douglas
	WA - Yakima	Yakima
	WA - Rest of State	Remaining Counties
West Virginia	WV - Beckley	Fayette, Raleigh
	WV - Charleston	Boone, Clay, Kanawha
	WV/KY/OH - Huntington-Ashland	Boyd (KY), Cabell, Greenup (KY), Lawrence (OH), Lincoln, Putnam, Wayne
	WV - Morgantown	Monongalia, Preston
	WV - Parkersburg-Vienna	Wirt, Wood
	WV/OH - Weirton-Steubenville	Brooke, Hancock, Jefferson (OH)
	WV/OH - Wheeling	Belmont (OH), Marshall, Ohio
	WV - Rest of State	Remaining Counties
Wisconsin	WI - Appleton	Calumet, Outagamie
	WI - Eau Claire	Chippewa, Eau Claire
	WI - Fond du Lac	Fond du Lac
	WI - Green Bay	Brown, Kewaunee, Oconto
	WI - Janesville-Beloit	Rock
	WI/MN - La Crosse-Onalaska	Houston (MN), La Crosse
	WI - Madison	Columbia, Dane, Green, Iowa
	WI - Milwaukee-Waukesha-West Allis	Milwaukee, Ozaukee, Washington, Waukesha
	WI - Oshkosh-Neenah	Winnebago
	WI - Racine	Racine
	WI - Sheboygan	Sheboygan
	WI - Wausau	Marathon
	WI - Rest of State	Remaining Counties
Wyoming	WY - Casper	Natrona
	WY - Cheyenne	Laramie
	WY - Rest of State	Remaining Counties
USA	USA	All States Excluding Puerto Rico

Genworth Cost of Care regions are based on Metropolitan Statistical Areas (MSAs) as defined by the Office of Management and Budget (OMB) (census.gov). In February 2013, the OMB refined its MSA delineations, thereby impacting some of our region definitions. All 2015 Cost of Care data reflects survey results based on the new delineations.

Methodology

CareScout®

CareScout has conducted the Genworth Cost of Care Survey annually since 2004. Located in Waltham, Massachusetts, CareScout has specialized in helping families find long term care providers nationwide since 1997.

This year, CareScout – a Genworth company – contacted more than 47,000 providers* to complete over 15,000 surveys of nursing homes, assisted living facilities, adult day health facilities and home care providers. Potential respondents were selected randomly from the CareScout nationwide database of providers in each category of long term care services. Survey respondents representing all 50 states, the District of Columbia and Puerto Rico were contacted by phone during January and February of 2015. Survey respondents were informed that survey data provided would be included in the Genworth 2015 Cost of Care Survey results. Survey questions varied based on the type of care provider.

One of the most comprehensive surveys of its kind, the Genworth Cost of Care Survey publishes costs in 440 regions based on the 381 U.S. Metropolitan Statistical Areas (MSAs). MSA definitions are established by the U.S. Office of Management and Budget and include approximately 85 percent of the U.S. population. The survey also includes some counties outside of the MSA regions. To create accurate historical trends for this expanded scope, CareScout recast the base data from the 2010 survey into the current region structure. As a result, CareScout is able to report a five-year compound annual growth rate for each region.

Home Care (HC)

Surveyors completed more than 3,700 interviews with licensed home health care providers representing approximately 19 percent of home care agencies.** The agencies surveyed provided home health care and homemaker services where a skilled nurse does not need to be present. A home health aide will typically help with bathing, dressing, transferring and toileting, but not with catheters or injections. Most of these agencies also provide homemaker services that typically include assistance with shopping, finances, cooking, errands and transportation. Homemaker services may also be employed for the purpose of providing companionship.

Annual rates are based on 44 hours of care per week, multiplied by 52 weeks. Where a rate range was provided, the midpoint was used. The survey excludes holiday rates.

Adult Day Health Care (ADH)

Across 440 regions, surveyors polled more than 34 percent of adult day health care facilities, resulting in nearly 1,200 completed surveys. ADH is designed to meet the needs of adults who are functionally and/or severely cognitively impaired. Programs are intended to be structured and comprehensive, and to take place in a protective setting that promotes well-being through a variety of health, social and other support services. These services are intended to help enable individuals to live more independently in the community and may also be used to provide relief for family caregivers.

* Various provider categories used in the survey may not be the same as the definitions used in a long term care insurance policy.

** Not all states require a license for home care. Data includes certain states where unlicensed providers are included because the state does not offer or does not have HH license requirements.

ADH facility rates are structured in a variety of ways: Some charge by the hour, some by the half-day and others for the full day, regardless of utilization. All rates used in Genworth's survey were extrapolated to a daily (6-8 hours) rate.

ADH facility rates may be subsidized by the government or the community. A government subsidy is based on the individual's ability to pay. However, a community subsidy is available to individuals regardless of their income level. This survey captures the full private pay rates or, where applicable, the community subsidy rates. This survey does not capture the government subsidy rates.

Annual rates are based on the daily rate multiplied by five days per week, then multiplied by 52 weeks.

Assisted Living Facilities (ALF)

Across 440 regions, surveyors polled more than 15 percent of licensed assisted living facilities, resulting in more than 6,300 completed surveys.

Unlike nursing homes, there is no uniform regulatory standard for assisted living facilities. As a consequence, states have instituted licensing standards that vary from state to state. The assisted living facilities polled were licensed according to the licensure requirements of the state in which the assisted living facility was located.

Currently, there are more than 70 different names or designations for facilities licensed as some form of an assisted care facility. Generally, fewer than 40 percent of these care facilities use the term "assisted living facility" as a part of their formal name or licensure designation. For example, some facilities may be identified as "residential

care facilities." Because of variations in licensing requirements by state, both small group homes and large multi-service facilities qualified as assisted living facilities for the purposes of this study.

Surveyors collected the monthly private pay rates as they ranged from basic care to more substantial care for a one-bedroom unit in an assisted living facility. Where a rate range was provided, the average of the high and low was used in the annual cost calculation. Surveyors also determined whether the facility charges a non-refundable community or entrance fee. This study shows that approximately 43 percent of survey participants (nearly 2,700) said they charge a one-time, non-refundable fee.

Annual rates are based on the monthly fee multiplied by 12 months.

Nursing Homes (NH)

Across all regions of the study, surveyors polled nearly 25 percent of certified and licensed nursing homes, resulting in nearly 3,800 completed surveys.

Surveyors collected the daily rates for private rooms (single occupancy) and semi-private rooms (double occupancy) in Medicare-certified nursing facilities. Medicare-certified nursing homes represent more than 90 percent of all nursing homes in the U.S. The daily room charge usually includes services beyond rent, such as three meals a day, laundry, sundries, basic nurse supervision and generic non-prescription pharmaceuticals.

Annual rates are based on the daily fee multiplied by 365.

Notes

[illegible]

Notes

[illegible]

About CareScout®

Headquartered in Waltham, Massachusetts, CareScout helps Americans across the United States find quality care providers for their long term care needs. As an objective source for this provider information, CareScout, a Genworth company, developed the nation's first quality of care ratings system for certified nursing homes and home care providers. Large employers, risk underwriters and families rely on CareScout's proprietary ratings system, the CareScout network, and its database of about 100,000 providers, including nursing homes, assisted living facilities and home care agencies, to help find and arrange the most appropriate care for loved ones. For more information, visit carescout.com.

About Genworth Financial

Genworth Financial, Inc. (NYSE: GNW) is a leading Fortune 500 insurance holding company dedicated to helping people secure their financial lives, families and futures. Genworth has leadership positions in offerings that assist consumers in protecting themselves, investing for the future and planning for retirement – including life insurance, long term care insurance, financial protection coverages and mortgage insurance that helps consumers achieve home ownership while assisting lenders in managing their risk and capital.

Genworth operates through three divisions: U.S. Life Insurance, which includes life insurance, long term care insurance and fixed annuities; Global Mortgage Insurance, which includes U.S. Mortgage Insurance and International Mortgage Insurance segments; and the Corporate and Other division, which includes the International Protection and Runoff segments. Products and services are offered through financial intermediaries, independent distributors and sales specialists. Genworth Financial, Inc., headquartered in Richmond, Virginia, traces its roots back to 1871 and became a public company in 2004. For more information, visit genworth.com.

From time to time, Genworth Financial, Inc., releases important information via postings on its corporate website. Accordingly, investors and other interested parties are encouraged to enroll to receive automatic email alerts and Really Simple Syndication (RSS) feeds regarding new postings. Enrollment information is found under the "Investors" section of genworth.com.

Visit genworth.com/costofcare to:

- Download the Cost of Care mobile application
- Compare daily, monthly and annual costs across locations
- Calculate future costs of care
- Get more information about the Cost of Care Survey

Insurance and annuity products:

- **Are not** deposits.
- **Are not** insured by the FDIC or any other federal government agency.
- **May** decrease in value.
- **Are not** guaranteed by the bank or its affiliates.